



MATH NEWS



LAFAYETTE
PARISH SCHOOL SYSTEM

Kindergarten, Module 5, Topic C

Spring 2015

Kindergarten Math

Module 5: Numbers 10-20; Count to 100 by Ones and Tens

Math Parent Letter

This document is created to give parents and students a better understanding of the math concepts found in Eureka Math (© 2013 Common Core, Inc.) that is also posted as the Engage New York material which is taught in the classroom. Module 5 of Eureka Math (Engage New York) covers Numbers 10 – 20 and Count to 100 by Ones and Tens. This newsletter will discuss Module 5, Topic C

Topic C. Compose Numbers 11-20 and Count to Answer “How Many?” Questions in Varied Configurations

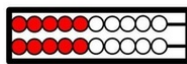
Words to know

- Rekenrek
- Linear
- Array
- Vertical Towers
- Circular Configuration

Objective

In Topic C, students use a Rekenrek to model numbers to 20. They will gain a better understanding of the composition and decomposition of teen numbers as ten ones and some more ones. Students will use vertical towers, arrays, linear and circular configuration to represent teen numbers.

Rekenrek



Linear is a set of objects in a line.



Array is repeated rows of objects.



OBJECTIVE OF TOPIC C

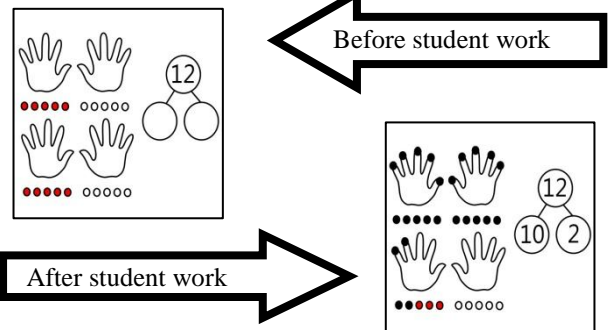
- 1 Build a Rekenrek to 20.
- 2 Show, count, and write numbers 11 to 20 in tower configurations increasing by 1—a pattern of 1 larger.
- 3 Represent numbers 20 to 11 in tower configurations decreasing by 1—a pattern of 1 smaller.
- 4 Show, count, and write to answer how many questions in linear and array configurations.
- 5 Show, count, and write to answer how many questions with up to 20 objects in circular configurations.

Focus Area– Topic C

Decompose Numbers 11-20 and Count to Answer “How Many?” Questions in Varied Configurations

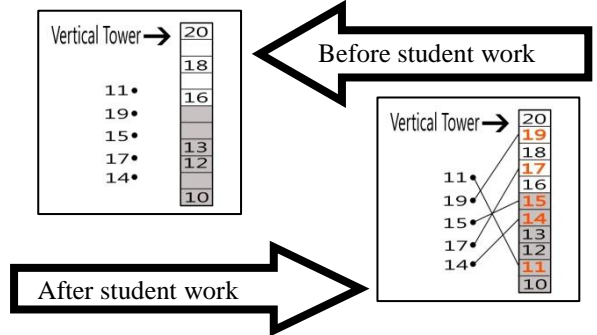
Students will be given a teen number and asked to complete the following instructions.

Color the number of fingernails and beads to match the number bond. Show by coloring 10 ones above and extra ones below. Fill in the number bond.



Students will also learn to complete a **vertical tower** by completing the following instructions.

Start at the bottom. Draw lines to put the numbers in order on the tower. Then write the numbers in the tower.



Students will complete a **circular configuration**.

Whisper count and draw in more shapes to match the number.

