



MATH NEWS



LAFAYETTE
PARISH SCHOOL SYSTEM

Kindergarten, Module 5, Topic B

Spring 2015

Kindergarten Math

Module 5: Numbers 10-20; Count to 100 by Ones and Tens

Math Parent Letter

This document is created to give parents and students a better understanding of the math concepts found in Eureka Math (© 2013 Common Core, Inc.) that is also posted as the Engage New York material which is taught in the classroom. Module 5 of Eureka Math (Engage New York) covers Numbers 10 – 20 and Count to 100 by Ones and Tens. This newsletter will discuss Module 5, Topic B

Topic B. Compose Numbers 11-20 from 10 Ones and Some Ones; Represent and Write Teen Numbers

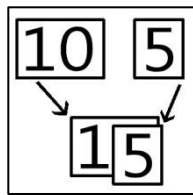
Words to know

- Hide Zero Cards
- Ten-Frame

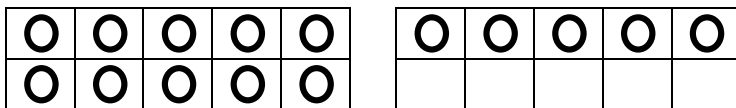
Objective

In Topic B, students will begin to decompose teen numbers with Hide Zero Cards and number bonds. They will also begin to draw circles to represent teen numbers.

Hide Zero Cards



10-Frame Cards

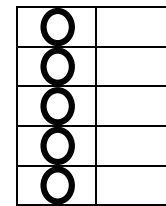
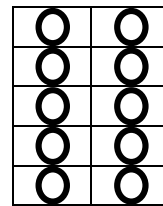


Focus Area– Topic B

Compose Numbers 11-20 from 10 Ones and Some Ones
Represent and Write Teen Numbers

Students will look at Hide Zero cards or ten-frames and they will have to draw circles to match the cards or create a number bond to match the cards.

Directions: Write and draw the number. Use your Hide Zero cards to help you.



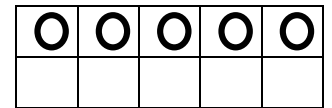
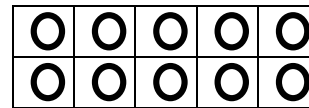
10

5

15

Student draws circles to match the Hide-Zero Cards and writes the teen number it represents.

Directions: Look at the Hide-Zero cards or 10-frame cards. Write the number as a number bond.



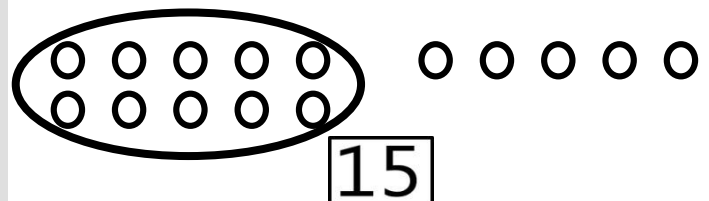
15

10

5

Students will be shown a teen number. They will be asked to draw circles to show the number and circle 10 ones.

Draw circles to show the number. Circle 10 ones.



OBJECTIVE OF TOPIC B

- 1 Model with objects and represent numbers 10 to 20 with place value or Hide Zero cards.
- 2 Model and write numbers 10 to 20 as number bonds.
- 3 Model teen numbers with materials from abstract to concrete.
- 4 Draw teen numbers from abstract to pictorial.