

# 10-Year Financial Summary Report

---

---

## **Covering Fiscal Years:**

1993-1994 through 2002-2003

## **Purpose of Report:**

*This collection of reports has been prepared for the purpose of providing historical information (up to 10 years) summarizing key financial information most often referred to or requested.*

*This report has been compiled by the Business Services Division of the Lafayette Parish School System as a service to the School Board, the Administration, the Staff, and the entire Lafayette Parish Community.*



By: Jules A. Gaudin, MBA, CPA  
Deputy Superintendent & Chief Financial Officer

**December 2004**

# 10-Year Financial Summary Report

Summary of Key Funds-Expenditures .....	1
Summary of Revenues, Expenditures & Fund Balance – General Fund .....	2
Fund Balance History.....	3
Revenue Detail – General Fund .....	4
Total Revenues – General Fund .....	5
Major Revenues – General Fund FY 2002-03 .....	6
Property Tax Revenues – All Funds.....	7
Millage Rates .....	8-9
Gross Sales Tax Revenues ('65 & '88 Tax) All Funds .....	10
Schedule of Receipts and Fund Distribution ('65 Tax) .....	11
Schedule of Receipts (Net) ('88 Tax).....	12
Historical Report on Distribution (Net) ('88 Tax) .....	13
General Fund - Expenditures .....	14
Actual Expenditures by Program – General Fund & 2002 Tax Fund.....	15

<b>Actual Costs – Six-Year Analysis – Transportation Costs.....</b>	<b>16</b>
<b>2002 Tax Fund - Historical From FY 2002.....</b>	<b>17</b>
<b>General Fund Financial Statement Less 2002 Tax – FY 02-03 .....</b>	<b>18</b>
<b>General Fund Financial Statement Less 2002 Tax – FY 01-02 .....</b>	<b>19</b>
<b>Group Self-Insurance Fund – Revenue &amp; Expenses.....</b>	<b>20-23</b>
<b>Capital Projects Funds – Expenditures (Annual) .....</b>	<b>24-25</b>
<b>Capital Projects Funds – Expenditures (Cumulative).....</b>	<b>26</b>
<b>Debt Service Funds - Description.....</b>	<b>27</b>
<b>Debt Service Funds – 3-Year Budget Comparison .....</b>	<b>28</b>
<b>Debt Service Funds – Combining Statement for FY 04-05 Budget.....</b>	<b>29</b>
<b>Total Bonds Outstanding Per Year Schedule – Principal Balances .....</b>	<b>30</b>
<b>Future Debt Service Requirements – Principal &amp; Interest Balances .....</b>	<b>31</b>
<b>Sales Tax Revenue Bonds – Principal Balances .....</b>	<b>32</b>
<b>Consolidated School District #1 General Obligation Bonds – Principal Balances.....</b>	<b>33</b>
<b>Other Debt – Principal Balances.....</b>	<b>34</b>
<b>Debt Service – Other Debt FY 04-05 .....</b>	<b>35</b>

## Lafayette Parish School System Summary of Key Funds - Expenditures Recent Trend

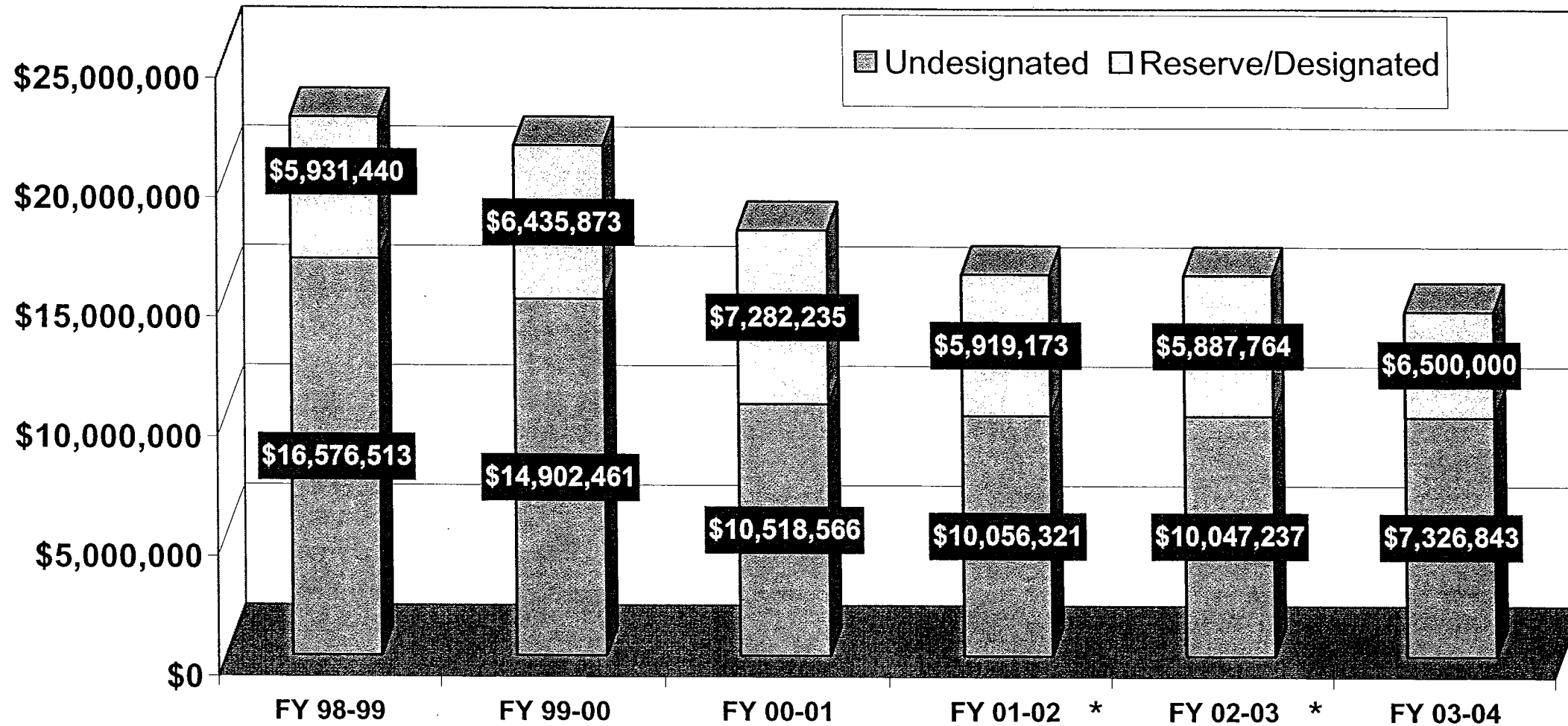
	<u>Actual</u> <u>1993/94</u>	<u>Actual</u> <u>1994/95</u>	<u>Actual</u> <u>1995/96</u>	<u>Actual</u> <u>1996/97</u>	<u>Actual</u> <u>1997/98</u>	<u>Actual</u> <u>1998/99</u>	<u>Actual</u> <u>1999/2000</u>	<u>Actual</u> <u>2000/2001</u>	<u>Actual</u> <u>2001/2002</u>	<u>Actual</u> <u>2002/2003</u>
<b>General Fund</b>	\$ 97,542,188	\$ 103,514,913	\$ 107,115,174	\$ 115,780,453	\$ 127,042,386	\$ 137,542,188	\$ 136,397,836	\$ 141,511,649	\$ 153,351,164	\$ 169,942,488
<b>Special Revenue Funds</b>										
IASA Title I	4,092,249	5,496,598	5,431,351	5,944,277	5,759,736	5,981,560	5,638,868	5,384,868	-	6,176,160
Special Education	1,463,256	1,538,560	1,522,653	1,466,451	1,769,794	2,228,851	2,447,356	2,236,966	3,002,791	3,664,969
Adult Education	1,258,612	1,187,998	1,352,651	1,719,396	3,469,715	3,379,494	2,946,921	2,671,552	2,297,384	2,216,078
Headstart	2,010,780	2,292,671	2,281,786	2,419,580	2,752,243	3,111,616	2,909,490	-	1,280,535	4,415,947
Other	1,168,599	1,321,633	1,472,603	1,271,351	2,482,072	2,185,759	3,179,663	3,216,439	4,480,214	5,342,931
Total Special Revenue Funds	9,993,496	11,837,460	12,061,044	12,821,055	16,233,560	16,887,280	17,122,298	13,509,825	11,060,924	21,816,085
<b>Capital Projects Funds</b>										
Capital Improvement Fund	2,189,401	4,687,317	8,373,891	7,883,708	3,787,130	3,397,806	2,019,314	1,214,075	1,693,420	2,050,524
Construction Funds	-	-	-	-	-	-	-	-	-	-
Asbestos Fund	72,670	108,921	148,870	4,680	-	-	-	-	-	-
1994 Bond Fund	1,038,714	6,139,593	8,330,586	3,270,952	-	-	-	-	-	-
1995 Bond Fund	-	-	1,871,038	3,712,304	1,708,584	2,071,579	611	-	-	-
Minor Projects Fund	-	-	15,680	297,175	2,179,986	2,849,378	1,669,527	1,804,216	2,111,567	2,626,813
1998 Bond Fund	-	-	-	-	4,358,844	48,706,647	6,159,251	164,069	-	-
1999 Bond Fund	-	-	-	-	-	355,739	6,968,273	870,796	1,138,058	114,214
2001 Bond Fund	-	-	-	-	-	-	-	1,314,324	8,278,813	1,723,794
Total Capital Project Funds	3,300,785	10,935,831	18,740,065	15,168,819	12,034,544	57,381,149	16,816,976	5,367,480	13,221,858	6,515,345
<b>Debt Service Fund</b>	8,305,841	8,755,265	8,554,595	5,757,606	5,831,200	9,137,079	9,248,859	9,465,890	9,854,978	10,236,459
<b>Sales Tax Fund - Net</b>	577,814	593,893	692,090	720,320	678,381	805,100	854,796	714,249	976,591	990,478
<b>Group Insurance Fund</b>	12,891,768	13,156,554	13,995,871	15,695,770	15,927,106	17,480,141	18,184,454	19,069,420	21,427,501	22,524,808
<b>Food Service Fund</b>	7,882,071	7,662,964	7,732,923	8,769,696	9,164,981	8,423,566	8,254,890	8,056,021	8,760,004	9,379,889
<b>Total:</b>	<u>\$ 140,493,963</u>	<u>\$ 156,456,880</u>	<u>\$ 168,891,762</u>	<u>\$ 174,713,719</u>	<u>\$ 178,422,125</u>	<u>\$ 247,656,503</u>	<u>\$ 206,880,109</u>	<u>\$ 197,694,534</u>	<u>\$ 218,653,020</u>	<u>\$ 241,405,552</u>

**Lafayette Parish School System**  
**Summary of Revenues, Expenditures and Fund Balance**  
**General Fund**

	<u>Actual</u> <u>1993/94</u>	<u>Actual</u> <u>1994/95</u>	<u>Actual</u> <u>1995/96</u>	<u>Actual</u> <u>1996/97</u>	<u>Actual</u> <u>1997/98</u>	<u>Actual</u> <u>1998/99</u>	<u>Actual</u> <u>1999/00</u>	<u>Actual</u> <u>2000/2001</u>	<u>Actual</u> <u>2001/2002</u>	<u>Actual</u> <u>2002/2003</u>
<b>Total Revenues</b>	\$ 100,138,168	\$ 106,006,973	\$ 109,128,363	\$ 119,872,341	\$ 131,157,032	\$ 137,590,598	\$ 135,448,494	\$ 138,556,039	\$ 153,373,359 *	\$ 169,973,746 *
<b>Total Expenditures</b>	(97,542,188)	(103,514,913)	(107,115,174)	(115,780,453)	(127,042,386)	(137,542,188)	(136,397,836)	(141,511,649)	(153,351,164) *	(169,942,488) *
<b>Other Financing Sources</b>										
Transfers In	792,659	1,157,757	1,732,775	673,986	552,008	223,125	254,415	417,674	665,809	1,987,271
Transfers Out	(46,891)	(426,078)	(336,458)	(746,148)	(2,264,494)	(2,430,299)	(1,644,692)	(1,534,597)	(748,132)	(411,863)
Proceeds from Settlements	-	-	-	-	-	-	-	-	-	-
Proceeds from Loan	-	-	-	-	-	56,197	-	-	-	-
Net Other Financial Sources	745,768	731,679	1,396,317	(72,162)	(1,712,486)	(2,150,977)	(1,390,277)	228,077	(82,323)	1,575,408
<b>Excess (Deficiency)</b>	3,341,748	3,223,739	3,409,506	4,019,726	2,402,160	(2,102,567)	(2,339,619)	(2,727,533)	(60,128)	1,606,666
<b>Fund Balance, Beginning</b>	8,573,653	11,915,401	15,139,140	18,548,646	22,568,372	24,970,532	22,867,965	20,528,346	17,800,801	17,460,673
<b>Fund Balance, Ending</b>	<u>\$ 11,915,389</u>	<u>\$ 15,139,128</u>	<u>\$ 18,548,634</u>	<u>\$ 22,568,360</u>	<u>\$ 24,970,520</u>	<u>\$ 22,867,953</u>	<u>\$ 20,528,334</u>	<u>\$ 17,800,801</u>	<u>\$ 17,740,673</u>	<u>\$ 19,347,339</u>

\* During these years, the revenues and expenses of the 2002 Teacher Tax were included in the General Fund. Beginning in FY 2003-2004, we used a separate fund for the Teacher Tax revenues and expenses. See pages 17-19 for a break out of General Fund and Teacher Tax revenues and expenses for FY 2001-2002 and FY 2002-2003.

## Lafayette Parish School System Fund Balance History



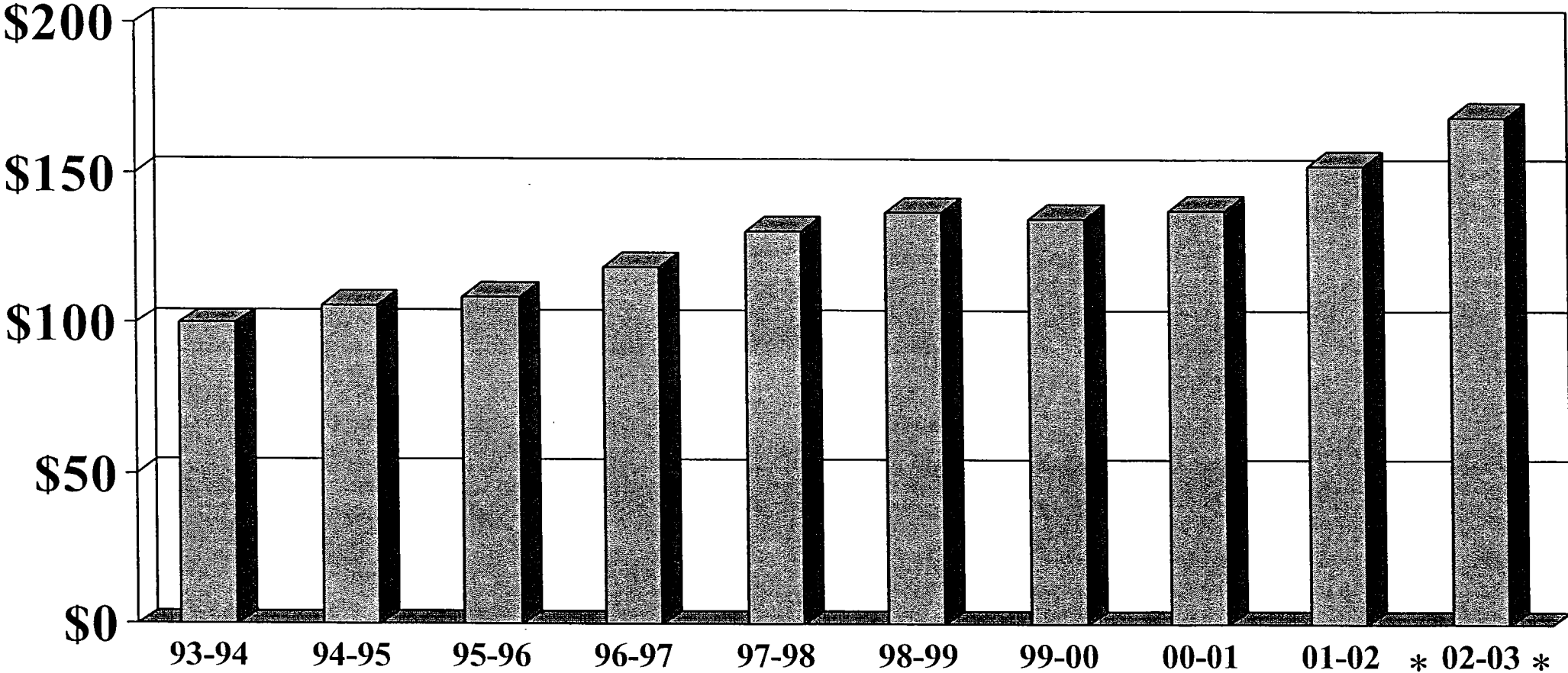
*\* Fund balance has shown net of the 2002 Teacher Tax Fund. See pages 17-19 for a break out of General Fund and Teacher Tax revenues and expenses for FY 2001-2002 and FY 2002-2003.*

## Lafayette Parish School System Revenue Detail General Fund

	<u>Actual</u> <u>1993/94</u>	<u>Actual</u> <u>1994/95</u>	<u>Actual</u> <u>1995/96</u>	<u>Actual</u> <u>1996/97</u>	<u>Actual</u> <u>1997/98</u>	<u>Actual</u> <u>1998/99</u>	<u>Actual</u> <u>1999/00</u>	<u>Actual</u> <u>2000/2001</u>	<u>Actual</u> <u>2001/2002</u>	<u>Actual</u> <u>2002/2003</u>
<b>Parish Resources</b>										
Ad Valorem Taxes	\$ 10,591,581	\$ 11,935,954	\$ 12,693,593	\$ 15,822,296	\$ 16,826,588	\$ 17,902,273	\$ 19,346,694	\$ 21,171,117	\$ 24,708,711	\$ 26,248,988
Sales Taxes	21,664,336	23,632,190	25,933,085	29,723,303	37,423,313	40,147,471	39,839,636	42,409,730	49,388,710 *	59,869,585 *
Interest Income	498,250	909,104	1,204,322	1,372,491	1,626,378	1,721,177	1,772,457	1,582,442	684,094	398,690
Rents, Leases & Royalties	854,352	503,242	691,390	863,193	707,552	631,696	522,723	769,927	624,012	504,627
Other	<u>779,727</u>	<u>795,966</u>	<u>1,271,214</u>	<u>1,177,494</u>	<u>-</u>	<u>1,296,805</u>	<u>1,462,924</u>	<u>1,379,666</u>	<u>862,394</u>	<u>1,419,589</u>
Total Parish Sources	34,388,246	37,776,456	41,793,604	48,958,777		61,699,422	62,944,434	67,312,882	76,267,921	88,441,479
<b>State Source</b>										
Equalization	62,290,094	62,255,441	63,688,645	66,816,790	69,445,741	71,379,744	69,062,682	67,589,113	73,496,686	76,977,411
Revenue Sharing	1,487,327	1,541,356	1,576,689	1,713,452	1,750,152	1,720,485	1,745,836	1,815,011	1,878,370	1,803,810
PIPS	1,352,856	1,263,678	1,168,257	1,179,438	1,058,711	1,034,467	930,760	860,163	824,482	738,313
Transportation of Non-Public	309,771	501,424	493,788	510,003	454,511	616,759	578,034	811,404	424,312	567,305
Other	<u>150,462</u>	<u>2,491,156</u>	<u>159,223</u>	<u>359,969</u>	<u>475,501</u>	<u>970,223</u>	<u>164,531</u>	<u>574,001</u>	<u>175,714</u>	<u>826,630</u>
Total State Sources	65,590,510	68,053,055	67,086,602	70,579,652	73,184,616	75,721,678	72,481,843	71,649,692	76,799,564	80,913,469
<b>Federal Sources</b>										
Federal Grants	159,412	177,462	248,157	333,912	70,944	169,498	22,217	326,294	305,874	618,798
Other	<u>-</u>	<u>-</u>	<u>-</u>	<u>-</u>	<u>-</u>	<u>-</u>	<u>-</u>	<u>-</u>	<u>-</u>	<u>-</u>
Total Federal Sources	159,412	177,462	248,157	333,912	70,944	169,498	22,217	326,294	305,874	618,798
<b>Total Revenues</b>	<u>\$ 100,138,168</u>	<u>\$ 106,006,973</u>	<u>\$ 109,128,363</u>	<u>\$ 119,872,341</u>	<u>\$ 131,157,032</u>	<u>\$ 137,590,598</u>	<u>\$ 135,448,494</u>	<u>\$ 138,556,039</u>	<u>\$ 153,373,359 *</u>	<u>\$ 169,973,746 *</u>

\* During these years, the revenues and expenses of the 2002 Teacher Tax were included in the General Fund. Beginning in FY 2003-2004, we used a separate fund for the Teacher Tax revenues and expenses. See pages 17-19 for a break out of General Fund and Teacher Tax revenues and expenses for FY 2001-2002 and FY 2002-2003.

**Lafayette Parish School System**  
**Total Revenues**  
**General Fund**  
(In Millions)

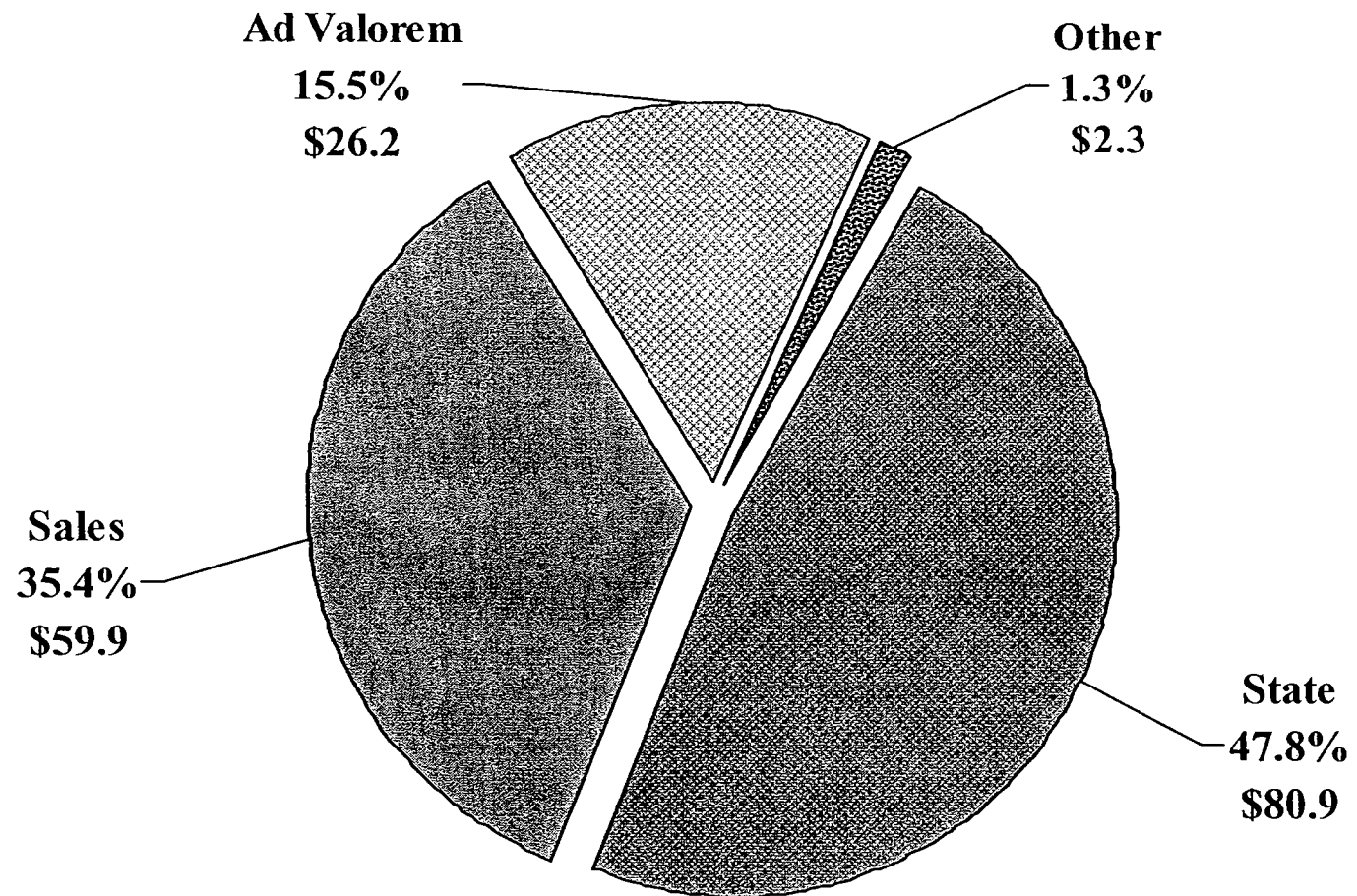


■ Total Revenues	\$100	\$106	\$109	\$119	\$131	\$137	\$135	\$138	\$153	\$169
------------------	-------	-------	-------	-------	-------	-------	-------	-------	-------	-------

\* During these years, the revenues and expenses of the 2002 Teacher Tax were included in the General Fund. Beginning in FY 2003-2004, we used a separate fund for the Teacher Tax revenues and expenses. See pages 17-19 for a break out of General Fund and Teacher Tax revenues and expenses for FY 2001-2002 and FY 2002-2003.



Lafayette Parish School System  
**Major Revenues - Fiscal Year 2002-2003**  
General Fund  
(In Millions)



## Lafayette Parish School System Property Tax Revenues-All Funds

	Actual 1993/94	Actual 1994/95	Actual 1995/96	Actual 1996/97	Actual 1997/98	Actual 1998/99	Actual 1999/00	Actual 2000/2001	Actual 2001/2002	Actual 2002/2003
<b>General Fund</b>	\$ 10,591,581	\$ 11,935,954	\$ 12,693,593	\$ 15,822,296	\$ 16,826,588	\$ 17,902,273	\$ 19,346,694	\$ 21,171,117	\$ 24,708,711	\$ 26,248,988
<b>Debt Service for G.O. Bonds</b>	1,042,953	1,076,952	1,027,375	1,097,160	1,091,787	885,401	552,068	505,667	589,363	627,368
<b>Total:</b>	\$ 11,634,534	\$ 13,012,906	\$ 13,720,968	\$ 16,919,456	\$ 17,918,375	\$ 18,787,674	\$ 19,898,762	\$ 21,676,784	\$ 25,298,074	\$ 26,876,356
<b>\$ Increase</b>	\$ 286,071	\$ 1,378,372	\$ 708,062	\$ 3,198,488	\$ 998,919	\$ 869,299	\$ 1,111,088	\$ 1,778,022	\$ 3,621,290	\$ 1,578,282
<b>% Increase</b>	2.52%	11.85%	5.44%	23.31%	5.90%	4.85%	5.91%	8.94%	16.71%	6.24%

Notes:

The School Board was entitled to pursue a property tax roll-up in FY 1992/93 but did not do so until FY 1994/95.

The School Board was again entitled to a property tax roll-up in FY 1996/97

**MILLAGE RATES**

**GENERAL FUND**

Tax	Millage Rate	Date Approved	10 <sup>th</sup> year		Notes
			Assessment Year	Collection Year	
Constitutional Tax	4.59 mills	-----	-----	-----	1
Special Maintenance and Operational Tax	7.27 mills	<u>11-02-04</u>	<u>2016</u>	<u>2017</u>	2
Special Maintenance Improvement and Operational Tax	5.00 mills	07-21-01	2011	2012	3
Operational Tax	16.70 mills	<u>11-02-04</u>	<u>2014</u>	<u>2015</u>	4

**SINKING FUND**

Consolidated School District No. 1	<u>.72</u> mills	-----	-----	-----	5
------------------------------------	------------------	-------	-------	-------	---

Notes:

1. Continuous Millage provided by the State Constitution which does not require renewal.
2. Approved by voters 11-02-04 for 10 years
3. Approved by voters 07-21-04 for 10 years
4. Approved by voters 11-02-04 for 10 years
5. Millage set annually in an amount necessary to provide funds to service outstanding bonds.

Adopted: 9/20/00  
 Revised: 10/15/03  
12/01/04

Lafayette Parish Public Schools, Louisiana

*(Note: this updated policy is being presented for approval at the 5:30 pm Board meeting of 12/01/04. It reflects the recent renewals approved by the voters on Nov. 2, 2004.)*

## Historical Millage Rates

Lafayette School Board

Year	School	CSD#1	Special	School Improvements	1985 Operational	Total
2003	4.59	.76	7.27	5.00	16.70	34.32
2002	4.59	.80	7.27	5.00	16.70	34.36
2001	4.59	.80	7.27	5.00	16.70	34.36
2000	4.59	.80	7.27	5.00	16.70	34.36
1999	4.59	.90	7.27	5.00	16.70	34.46
1998	4.59	.60	7.27	5.00	16.70	35.16
1997	4.59	2.10	7.27	5.00	16.70	35.46
1996	4.59	2.22	7.27	5.00	16.70	35.58
1995	4.59	2.60	7.27	5.00	16.70	35.96
1994	4.59	2.89	7.27	5.00	16.70	36.15
1993	4.31	2.93	6.83	4.31	15.70	34.13
1992	4.31	3.25	6.83	4.31	15.70	34.50
1991	4.59	4.00	7.27	4.59	16.70	37.15
1990	4.59	4.00	7.27	4.59	16.70	37.15
1989	4.59	4.00	7.27	4.59	16.70	37.15
1988	4.59	4.00	7.27	4.59	16.70	37.15
1987	3.67	3.20	5.81	3.67	13.35	29.70
1986	3.52	3.20	5.81	3.52	12.82	28.87
1985	2.75	1.00	3.81	2.75	10.00	20.31
1984	2.75	3.81	3.81	2.75	1.00*	14.12
1983	2.48	1.82	3.53	2.48	-	10.59
1982	2.48	1.82	3.53	2.48	-	10.58
1981	2.75	4.00	3.85	2.75	-	13.35
1980	2.75	5.35	3.85	2.75	-	14.70

\*other maintenance tax

Lafayette Parish School System  
**Gross Sales Tax Revenues-All Funds**  
 (1965 & 1988 Tax)

	<u>Actual 1993/94</u>	<u>Actual 1994/95</u>	<u>Actual 1995/96</u>	<u>Actual 1996/97</u>	<u>Actual 1997/98</u>	<u>Actual 1998/99</u>	<u>Actual 1999/00</u>	<u>Actual 2000/01</u>	<u>Actual 2001/02</u>	<u>Actual 2002/03</u>
<b>1965 Tax (1%)</b>	\$ 23,016,360	\$ 25,007,421	\$ 27,251,498	\$ 29,903,906	\$ 32,971,031	\$ 33,408,511	\$ 33,957,767	\$ 35,903,261	\$ 37,000,164	\$ 37,714,644
<b>1988 Tax (.5%)</b>	10,099,276	11,129,839	12,200,184	13,408,447	15,011,965	15,051,711	15,411,713	16,083,445	16,435,127	16,665,961
<b>2002 Tax (.5%)</b>	-	-	-	-	-	-	-	-	6,289,279	16,165,254
<b>Total:</b>	\$ 33,115,636	\$ 36,137,260	\$ 39,451,682	\$ 43,312,353	\$ 47,982,996	\$ 48,460,222	\$ 49,369,480	\$ 51,986,706	59,724,570	70,545,859
<b>\$ Increase</b>	\$ 3,164,405	\$ 3,021,624	\$ 3,314,422	\$ 3,860,671	\$ 4,670,643	\$ 477,226	\$ 909,258	\$ 2,617,226	\$ 7,737,864	\$ 10,821,289
<b>% Increase</b>	10.57%	9.12%	9.17%	9.79%	10.78%	0.25%	2.52%	5.30%	14.88%	18.12%

Lafayette Parish School System  
**Schedule of Receipts and Fund Distribution**  
 1965 1% Sales Tax

At least 1/2 of Revenues received must be expended in the General Fund.  
 The remaining 1/2 of Revenues received are applied to Debt Service  
 or Capital Construction Funds or returned to the General Fund for expenditure.

Fiscal Year Ended	% Increase	\$ Increase	Receipts	<i>Distribution of Net Receipts</i>			
				General Fund	Debt Service Fund	Capital Improvement Fund	Minor Projects
June 30, 1993	-	\$ -	\$ 20,808,841	\$ 10,467,747	\$ 7,334,244	\$ 3,006,850	\$ -
June 30, 1994	10.61%	2,207,519	23,016,360	11,565,060	7,239,534	4,211,766	-
June 30, 1995	8.65%	1,991,061	25,007,421	12,502,351	7,663,903	4,841,167	-
June 30, 1996	8.97%	2,244,077	27,251,498	13,732,901	6,523,616	6,994,981	-
June 30, 1997	9.73%	2,652,408	29,903,906	16,314,856	4,792,773	4,250,000	4,546,277
June 30, 1998	10.26%	3,067,125	32,971,031	22,411,348	5,470,957	2,480,771	2,607,955
June 30, 1999	1.33%	437,480	33,408,511	25,095,759	7,812,752	500,000	-
June 30, 2000	1.64%	549,256	33,957,767	24,427,923	8,754,844	575,000	200,000
June 30, 2001	5.73%	1,945,494	35,903,261	26,326,285	8,801,976	575,000	200,000
June 30, 2002	3.06%	1,096,903	37,000,164	26,785,031	9,440,133	575,000	200,000
June 30, 2003	1.93%	714,480	37,714,644	27,164,745	9,556,639	575,000	418,259

## Lafayette Parish School System Schedule of Receipts (Net) 1988 1/2% Sales Tax

	<u>1993/94</u>	<u>1994/95</u>	<u>1995/96</u>	<u>1996/97</u>	<u>1997/98</u>	<u>1998/99</u>	<u>1999/2000</u>	<u>2000/2001</u>	<u>2001/2002</u>	<u>2002/2003</u>
Gross Receipt	\$ 10,099,276	\$ 11,129,839	\$ 12,200,184	\$ 13,408,477	\$ 15,011,965	\$ 15,051,711	\$ 15,411,713	\$ 16,083,445	\$ 16,435,127	\$ 16,665,961
Adjusted to Net	(64,866)	-	(106,992)	(108,946)	6,971	(191,395)	(81,815)	(62,830)	(120,727)	(126,375)
Net Receipts	<u>\$ 10,034,410</u>	<u>\$ 11,129,839</u>	<u>\$ 12,093,192</u>	<u>\$ 13,299,531</u>	<u>\$ 15,018,936</u>	<u>\$ 14,860,316</u>	<u>\$ 15,329,898</u>	<u>\$ 16,020,615</u>	<u>\$ 16,314,400</u>	<u>\$ 16,539,586</u>
\$ Increase	\$ 961,244	\$ 1,095,429	\$ 963,353	\$ 1,206,339	\$ 1,719,405	\$ (158,620)	\$ 469,582	\$ 690,717	\$ 293,785	\$ 225,186
% Increase	10.59%	10.92%	8.66%	9.98%	12.93%	-1.06%	3.16%	4.51%	1.83%	1.38%

<b>Dedicated to 6 (six) specific priorities which are accounted for in the General Fund:</b>	
Priority #1	forth on the School Board minutes of July 1, 1987"
Priority #2	programs relative to high school student/teacher ratio, early childhood, drop-out prevention and elementary counselors"
Priority #3	"To provide \$250,000 per year funding for the removal of all asbestos and asbestos-related products from school buildings and facilities until such removal is completed"
Priority #4	"Funding to pay on behalf of active and retired employees one-half of the total premium for employee-only coverage of a Board-approved health plan"
Priority #5	"To provide funding for the establishment and implementation of certain enhancement programs"
Priority #6	for pay increases for school employees and/or for the establishment and implementation of instructional programs"

**Lafayette Parish School System**  
**Historical Report on Distribution of Net**  
**1988 1/2 Cent Tax Revenue to Proposition Priorities**

	Actual 1987/88	Actual 1988/89	Actual 1989/90	Actual 1990/91	Actual 1991/92	Actual 1992/93	Actual 1993/94	Actual 1994/95	Actual 1995/96	Actual 1996/97	Actual 1997/98	Actual 1998/99	Actual 1999/2000	Actual 2000/2001	Actual 2001/2002	Actual 2002/2003
<b>Income:</b>																
Reserved from Prior Year	\$ -	\$ -	\$ 1,151,081	\$ 594,301	\$ 537,635	\$ -	\$ 223,511	\$ 300,425	\$ 334,005	\$ 441,415	\$ 106,768	\$ -	\$ 124,628	\$ 89,926	\$ -	\$ -
Sales Tax Receipts	1,693,365	7,062,939	7,760,450	8,696,101	8,716,737	9,073,166	10,034,410	11,129,839	12,093,192	13,299,501	15,018,936	14,860,316	15,329,898	16,020,615	16,314,400	16,539,586
<b>Total Revenue</b>	<b>\$ 1,693,365</b>	<b>\$ 7,062,939</b>	<b>\$ 8,911,531</b>	<b>\$ 9,290,402</b>	<b>\$ 9,254,372</b>	<b>\$ 9,073,166</b>	<b>\$ 10,257,921</b>	<b>\$ 11,430,264</b>	<b>\$ 12,427,197</b>	<b>\$ 13,740,916</b>	<b>\$ 15,125,704</b>	<b>\$ 14,860,316</b>	<b>\$ 15,454,526</b>	<b>\$ 16,110,541</b>	<b>\$ 16,314,400</b>	<b>\$ 16,539,586</b>
<b>Priority:</b>																
#1 Salary Restoration	\$ 1,693,365	\$ 2,786,527	\$ 3,384,707	\$ 3,592,931	\$ 3,829,247	\$ 3,730,519	\$ 3,720,240	\$ 3,808,181	\$ 4,027,576	\$ 4,468,027	\$ 4,872,740	\$ 5,289,452	\$ 5,196,771	\$ 5,258,036	\$ 5,475,160	\$ 5,522,266
#2 Materials/Instruction	-	172,344	174,888	192,520	664,445	638,343	644,774	634,349	633,779	585,962	620,741	607,372	649,504	632,337	605,129	743,060
#3 Asbestos Removal	-	250,000	250,000	250,000	250,000	-	48,591	133,550	148,959	4,567	250,000	17,303	36,000	-	-	-
#4 Group Insurance	-	1,931,964	2,474,543	2,894,595	2,883,611	3,103,046	3,883,058	4,170,262	4,512,376	4,759,504	4,987,392	5,397,248	5,599,796	6,204,445	7,159,931	8,566,235
#5 Enhancement Program	-	771,023	2,033,092	1,822,721	1,369,852	1,175,212	799,855	698,212	983,696	1,616,346	2,514,078	3,424,312	3,115,197	3,362,036	2,989,518	1,708,025
#6 Instructional Program	-	-	-	-	257,217	202,535	860,978	1,651,705	1,709,396	2,169,742	1,880,753	-	767,332	653,687	84,662	-
<b>Total Uses</b>	<b>\$ 1,693,365</b>	<b>\$ 5,911,858</b>	<b>\$ 8,317,230</b>	<b>\$ 8,752,767</b>	<b>\$ 9,254,372</b>	<b>\$ 8,849,655</b>	<b>\$ 9,957,496</b>	<b>\$ 11,096,259</b>	<b>\$ 12,015,782</b>	<b>\$ 13,604,148</b>	<b>\$ 15,125,704</b>	<b>\$ 14,735,687</b>	<b>\$ 15,364,600</b>	<b>\$ 16,110,541</b>	<b>\$ 16,314,400</b>	<b>\$ 16,539,586</b>
<b>Reserved for the following year:</b>	\$ -	\$ 1,151,081	\$ 594,301	\$ 537,635	\$ -	\$ 223,511	\$ 300,425	\$ 334,005	\$ 411,415	\$ 106,768	\$ -	\$ 124,628	\$ 89,926	\$ -	\$ -	\$ -