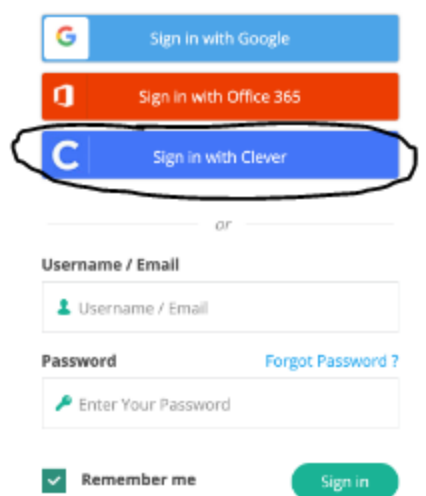


HOW TO VIEW ASSESSMENTS IN EDULASTIC:

EduLastic can be accessed from any device that has a display that is wider than 1024px. While tablets, laptops, and desktops work fine, smart phones and mini tablets are generally too small to be compatible with EduLastic assignments. **Paper tests will not be sent home. Assessments will only be available for viewing through edulastic!

**Here is how to log in:

1. go to <https://app.edulastic.com>
2. select the Sign in with Clever link.



Sign in with Google
Sign in with Office 365
Sign in with Clever

or

Username / Email
Username / Email

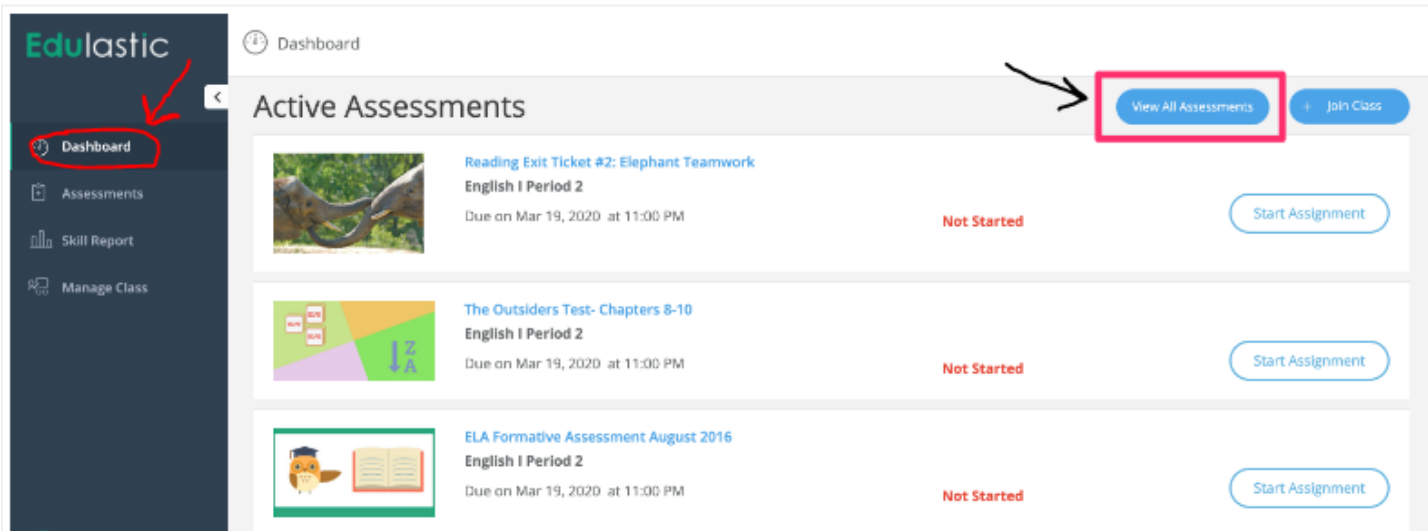
Password [Forgot Password ?](#)
Enter Your Password

Remember me

Clever username:

Password:




3. Clever username is their google school sign in. Password is their birthday. Ex: july 20, 2009 would be "07202009"
4. Once logged in, go straight to the "dashboard" which will show new or active assignments. To see past assignments, select "View All Assessments"



EduLastic Dashboard

Active Assessments

[View All Assessments](#) [Join Class](#)

	Reading Exit Ticket #2: Elephant Teamwork English I Period 2 Due on Mar 19, 2020 at 11:00 PM	Not Started	Start Assignment
	The Outsiders Test- Chapters 8-10 English I Period 2 Due on Mar 19, 2020 at 11:00 PM	Not Started	Start Assignment
	ELA Formative Assessment August 2016 English I Period 2 Due on Mar 19, 2020 at 11:00 PM	Not Started	Start Assignment

5. After you've chosen an assignment or assessment you can view the questions, the grade/scoring, and any teacher comments that were posted.