

Sales Tax Collection Report  
For The Month Ending 12/30/11  
November 2011 Sales

Report Prepared By The Sales Tax Department

Lafayette Parish School System

**Sales Tax Report  
Table of Contents**

Page 3 Sales Tax Recap of Gross Receipts Collected During December 2011 for all Jurisdictions

Page 4 Schedule of Pro-Rata Expenses & Interest Income, December 2011  
Schedule of Increase/Decrease in Cash Received, December 2011

Page 5 Revenue Distribution Recap

Page 6 Budget Variance Schedule Recap, December 2011

*School Board 1965 Sales Tax (1%):*

Page 7 Statement of Revenue and Expenses, December 2011 - Distribution of Revenues

Page 8 General Fund Revenues Compared to Budget

Page 9 Graph of Gross Receipts (Fiscal Years 07/08 thru 11/12)

*School Board 1988 Sales Tax (1/2%):*

Page 10 Statement of Revenue and Expenses, December 2011

Page 11 General Fund Revenues Compared to Budget

Page 12 Graph of Gross Receipts (Fiscal Years 07/08 thru 11/12)

*School Board 2002 Sales Tax (1/2%):*

Page 13 Statement of Revenue and Expenses, December 2011

Page 14 General Fund Revenues Compared to Budget

Page 15 Graph of Gross Receipts (Fiscal Years 07/08 thru 11/12)

Lafayette Parish School System

**Sales Tax Recap For The Month Ending December 31, 2011**

Note: This schedule represents taxes collected in December 2011 on November 2011 sales.

| Tax                 | Tax Rate | Taxable Sales  | Current Sales Tax    | Food & Drug Exempt Tax | Vendors Comp.     | Penalty & Interest | Audits            | Total Cash Received  | Pro-Rata Percent |
|---------------------|----------|----------------|----------------------|------------------------|-------------------|--------------------|-------------------|----------------------|------------------|
| Sch Board '65       | 1 %      | \$ 447,401,900 | \$ 4,474,019         | \$ -                   | \$ -              | \$ 23,422          | \$ 116,549        | \$ 4,613,990         | 26.29%           |
| Sch Board '88       | 1/2 %    | 382,923,600    | 1,914,618            | 287,416                | -                 | 10,710             | 58,275            | 1,983,603            | 11.31%           |
| Sch. Board '02      | 1/2 %    | 382,923,600    | 1,914,618            | 287,416                | -                 | 10,710             | 58,275            | 1,983,603            | 11.31%           |
| Parish Gov.         | 1 %      | 42,155,300     | 421,553              |                        | 8,431             | 1,040              | 2,643             | 425,236              | 2.42%            |
| Sheriff, Laf Parish | 1 %      | 42,155,300     | 421,553              |                        | 8,431             | 1,040              | 2,643             | 425,236              | 2.42%            |
| Lafayette '61       | 1 %      | 316,960,300    | 3,169,603            |                        | 63,392            | 17,567             | 97,164            | 3,284,334            | 18.73%           |
| Lafayette '85       | 1 %      | 269,057,600    | 2,690,576            | 479,027                | 53,812            | 17,574             | 97,164            | 2,805,314            | 15.99%           |
| Lafayette TIF Zones | 1 %      | 9,076,500      | 90,765               |                        | -                 | 10                 | -                 | 90,775               | 0.52%            |
| Broussard           | 2%       | 40,509,100     | 810,182              |                        | 8,102             | 1,833              | 32,161            | 844,176              | 4.82%            |
| Catencro            | 2%       | 8,955,700      | 179,114              |                        | -                 | 361                | 1,324             | 180,799              | 1.04%            |
| Catencro TIF Zone   | 1%       | 3,333,400      | 33,334               |                        | 367               | 32                 | -                 | 33,366               | 0.19%            |
| Duson               | 2%       | 2,936,600      | 29,366               |                        | 587               | 58                 | -                 | 29,424               | 0.17%            |
| Scott               | 2 %      | 13,700,150     | 274,003              |                        | -                 | 2,705              | -                 | 276,708              | 1.58%            |
| Scott TIF Zones     | 1 %      | 2,598,500      | 25,985               |                        | 260               | -                  | -                 | 25,985               | 0.15%            |
| Youngsville         | 2 1/2 %  | 12,881,880     | 322,047              |                        | -                 | 1,093              | -                 | 323,140              | 1.84%            |
| Total Sales Tax     |          |                | 16,771,336           | 1,053,859              | 143,381           | 88,155             | 466,198           | 17,325,689           |                  |
| Hotel/Motel Tax     | 4%       | 5,337,125      | 213,485              |                        | -                 | -                  | -                 | 213,485              | 1.22%            |
| <b>TOTAL</b>        |          |                | <b>\$ 16,984,821</b> | <b>\$ 1,053,859</b>    | <b>\$ 143,381</b> | <b>\$ 88,155</b>   | <b>\$ 466,198</b> | <b>\$ 17,539,174</b> | <b>100.00%</b>   |

Lafayette Parish School System

**Schedule of Pro-Rata Expenses & Interest Income, December 2011**

| <b>Tax:</b>         | Pro-Rata<br>Percent | Pro-Rata Share<br>of Expense | Pro-Rata Share<br>of Interest Inc. |
|---------------------|---------------------|------------------------------|------------------------------------|
| Sch.Bd. '65         | 26.29%              | \$ 20,765                    | \$ 2,463                           |
| Sch.Bd. '88         | 11.31%              | 8,933                        | 1,060                              |
| Sch.Bd. '02         | 11.31%              | 8,933                        | 1,060                              |
| Parish              | 2.42%               | 1,911                        | 227                                |
| Sheriff, Laf Parish | 2.42%               | 1,911                        | 227                                |
| Laf '61             | 18.73%              | 14,794                       | 1,755                              |
| Laf '85             | 15.99%              | 12,630                       | 1,498                              |
| Laf EDD - 101       | 0.00%               | -                            | -                                  |
| Laf EDD - 103       | 0.52%               | 411                          | 49                                 |
| Broussard           | 4.82%               | 3,808                        | 451                                |
| Carencro            | 1.04%               | 822                          | 97                                 |
| Carencro I-49 EDD   | 0.19%               | 150                          | 18                                 |
| Duson               | 0.17%               | 134                          | 16                                 |
| Scott               | 1.58%               | 1,248                        | 148                                |
| Scott EDD - AP      | 0.15%               | 118                          | 14                                 |
| Youngsville         | 1.84%               | 1,453                        | 172                                |
| Hotel/Motel         | 1.22%               | 964                          | 114                                |
| <b>Total</b>        | <b>100.00%</b>      | <b>\$ 78,985</b> (Note 1)    | <b>\$ 9,369</b>                    |

Note 1: The detail of these expenses by cost category is listed on pages 7, 11, and 14.

Note 2: The cost of operation (operating expenses divided by cash received) is 0.5%.

**Schedule of Increase/Decrease in Cash Received, December 2011**

| <b>Tax:</b>         | December 2011 Cash Received<br>Compared to December 2010 |             | YTD Cash Received<br>Compared to Prior YTD |             |
|---------------------|--|-------------|--|-------------|
| Sch.Bd. '65         | \$ 483,198   | 11.7%       | \$ 2,333,867                               | 9.4%        |
| Sch.Bd. '88         | 178,471  | 9.9%        | 888,628                                    | 8.1%        |
| Sch.Bd. '02         | 178,614  | 9.9%        | 889,493                                    | 8.1%        |
| Parish              | 47,236   | 12.5%       | 435,493                                    | 18.2%       |
| Sheriff, Laf Parish | 47,236   | 12.5%       | 435,497                                    | 18.2%       |
| Laf '61             | 167,175  | 5.4%        | 799,147                                    | 4.3%        |
| Laf '85             | 190,928  | 7.3%        | 905,404                                    | 5.9%        |
| Laf EDD - 101       | (29,287)   | -100.0%     | (40,291)                                   | -26.8%      |
| Laf EDD - 103       | 42,518   | 88.1%       | 171,886                                    | 66.7%       |
| Broussard           | 71,291   | 9.2%        | (333,027)                                  | -6.7%       |
| Carencro            | 14,456   | 8.7%        | 134,739                                    | 12.6%       |
| Carencro I-49 EDD   | (995)  | -2.9%       | (16,472)                                   | -7.4%       |
| Duson               | (3,045)  | -9.4%       | 4,260                                      | 1.8%        |
| Scott               | 30,827   | 12.5%       | 51,414                                     | 3.2%        |
| Scott EDD - AP      | 2,501  | 10.7%       | 18,010                                     | 12.5%       |
| Youngsville         | 104,045  | 47.5%       | 639,951                                    | 49.6%       |
| Hotel/Motel         | 19,041   | 9.8%        | 95,553                                     | 7.5%        |
| <b>Total</b>        | <b>\$ 1,544,210</b>                                      | <b>9.7%</b> | <b>\$ 7,413,552</b>                        | <b>7.7%</b> |

L.P.S.B. - SALES TAX DIVISION  
 REVENUE DISTRIBUTION RECAP - December 31, 2011

| Tax               | Pro-Rata Expenses | Pro-Rata Interest | Legal      | Audit       | Tax Free Shopping | Gross Revenues  | Net Revenues Distributed |
|-------------------|-------------------|-------------------|------------|-------------|-------------------|-----------------|--------------------------|
| LPSB '65          | \$20,765.25       | \$2,463.20        | \$2,497.90 | \$10,416.43 | \$44.36           | \$4,613,990.32  | \$4,582,729.58           |
| LPSB '88          | 8,933.23          | 1,059.66          | 1,248.95   | 5,208.25    | 22.20             | 1,983,602.79    | 1,969,249.82             |
| LPSB '02          | 8,933.23          | 1,059.66          | 1,248.95   | 5,208.25    | 22.20             | 1,983,602.80    | 1,969,249.83             |
| Parish            | 1,911.44          | 226.74            |            | 2,229.15    |                   | 425,235.98      | 425,462.72               |
| Sheriff           | 1,911.44          | 226.74            |            | 2,229.15    |                   | 425,235.98      | 421,322.13               |
| Lafayette '61     | 14,793.94         | 1,754.86          | 2,497.90   | 8,187.34    | 44.40             | 3,284,333.60    | 3,286,088.46             |
| Lafayette '85     | 12,629.74         | 1,498.14          | 2,497.90   | 8,187.34    | 44.40             | 2,805,313.82    | 2,806,811.96             |
| LAF EDD - 101     |                   |                   |            |             |                   |                 |                          |
| LAF EDD - 103     | 410.72            | 48.72             |            |             |                   | 90,775.47       | 90,824.19                |
| Broussard         | 1,903.55          | 225.80            |            |             |                   | 422,087.90      | 420,410.15               |
| Broussard '92     | 1,903.55          | 225.80            |            |             |                   | 422,087.90      | 420,410.15               |
| Carencro          | 410.72            | 48.72             |            |             |                   | 90,399.66       | 90,037.66                |
| Carencro '93      | 410.72            | 48.72             |            |             |                   | 90,399.66       | 90,037.66                |
| Carencro I-49 EDD | 150.07            | 17.80             |            |             |                   | 33,366.14       | 33,233.87                |
| Duson             | 134.27            | 15.93             |            |             |                   | 29,424.44       | 29,306.10                |
| Scott             | 1,247.97          | 148.03            |            |             |                   | 276,707.96      | 275,608.02               |
| Scott EDD - AP    | 118.48            | 14.05             |            |             |                   | 25,985.13       | 25,880.70                |
| Youngsville       | 1,453.33          | 172.39            |            |             |                   | 323,139.60      | 321,858.66               |
| Hotel / Motel     | 963.62            | 114.30            |            |             |                   | 213,485.22      | 212,635.90               |
| Totals            | \$78,985.27       | \$9,369.26        | \$9,991.60 | \$41,665.91 | \$177.56          | \$17,539,174.37 | \$17,471,157.56          |

Expenses Due from City of Lafayette 49,293.68  
 Expenses Due from Parish Government 4,140.59

Net Revenues Distributed \$17,417,723.29

L.P.S.B. '65 - REVENUE DISTRIBUTION:

General Fund \$3,119,253.40  
 Bond Sinking Fund 623,659.38  
 Capital Improvement Fund 419,908.40  
 Minor Repair & Improvement Fund 419,908.40  
\$4,582,729.58

Lafayette Parish School System

**Budget Variance Recap**

**Actual Distributions Compared to Budget**

FY 2011 - 2012

|                                 | A                    | B                       | (B - A)             |
|---------------------------------|----------------------|-------------------------|---------------------|
| Fund                            | Budget<br>FY 11/12   | Actual<br>Distributions | Budget<br>Variance  |
| General Fund - 1965 Tax         | \$ 18,015,202        | \$ 18,713,518           | \$ 698,316          |
| Bond Sinking Fund               | 3,741,956            | 3,741,956               | -                   |
| Capital Improvement Fund        | 1,500,000            | 2,314,702               | 814,702             |
| Minor Repair & Improvement Fund | 1,500,000            | 2,314,702               | 814,702             |
| <b>Total 1965 Tax</b>           | <b>\$ 24,757,158</b> | <b>\$ 27,084,879</b>    | <b>\$ 2,327,721</b> |
| 1988 Tax (Dedicated)            | 10,838,325           | 11,724,675              | 886,350             |
| <b>Grand Total</b>              | <b>\$ 35,595,483</b> | <b>\$ 38,809,554</b>    | <b>\$ 3,214,071</b> |
| <b>2002 Tax (Dedicated)</b>     | <b>\$ 10,837,466</b> | <b>\$ 11,724,675</b>    | <b>\$ 887,209</b>   |

Notes: (1) Columns A & B above represent six months.

Lafayette Parish School System

**Statement of Revenue & Expenses, December 2011**  
**Lafayette Parish School System 1965 Tax**

|  |                  |                     |
|--|------------------|---------------------|
|  |                  | <u>1965 Tax</u>     |
| Sales Tax Revenues '65 Tax - Cash Received   |                  | \$ 4,613,990        |
| Interest Income (pro-rata share, see page 4) |                  | <u>2,463</u>        |
| Total Revenues                               |                  | \$ 4,616,453        |
| Operating Expenses:                          |                  |                     |
| Bank Charges                                 | \$ 2,449         |                     |
| Computer Services                            | 249              |                     |
| Equipment Leasing                            | 150              |                     |
| Group Insurance                              | 4,964            |                     |
| Dues & Publications                          | 755              |                     |
| Office Space, etc.                           | 3,067            |                     |
| Office Supplies, Expense                     | 375              |                     |
| Postage, Printing                            | 3,214            |                     |
| Annual Audit Fee                             | -                |                     |
| Retirement                                   | 12,838           |                     |
| Salaries                                     | 49,965           |                     |
| Telephone                                    | 83               |                     |
| Travel                                       | <u>876</u>       |                     |
| Total Operating Expenses (see p. 4)          | <u>\$ 78,985</u> |                     |
| 65 Tax Pro-Rata Operating Expenses (26.29%)  |                  | \$ (20,765)         |
| Direct Expenses - '65 Tax:                   |                  |                     |
| Tax Free Shopping                            |                  | (44)                |
| Legal Fees                                   |                  | (2,498)             |
| Contract Audit                               |                  | <u>(10,416)</u>     |
| Total Shared and Direct Expenses - '65 Tax   |                  | <u>(33,723)</u>     |
| Net Revenues                                 |                  | <u>\$ 4,582,730</u> |
| Distribution of Revenues:                    |                  |                     |
| General Fund                                 |                  | \$ 3,119,253        |
| Bond Sinking Fund                            |                  | 623,659             |
| Capital Projects Funds                       |                  | <u>839,818</u>      |
| Total Distributions                          |                  | <u>\$ 4,582,730</u> |

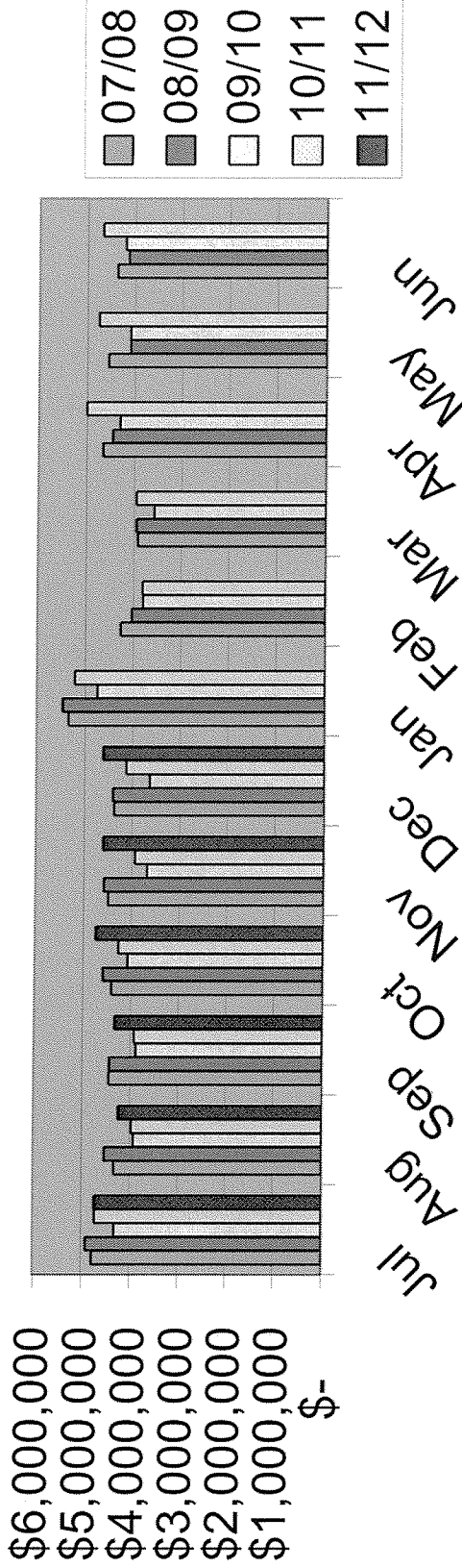
Lafayette Parish School System

**Budget Variance Schedule  
1965 (1%) Sales Tax**

|              | A                          | B                          | (B - A)                    |                     |
|--------------|----------------------------|----------------------------|----------------------------|---------------------|
| 1965         | Budget                     | Actual                     | Budget                     | Variance            |
| SALES TAX    | 11/12                      | Distribution               | Variance                   | Percent             |
|              |                            | 11/12                      |                            |                     |
| Jul          | \$ 4,689,776               | \$ 4,705,203               | \$ 15,427                  | 0.33%               |
| Aug          | 3,938,529                  | 4,211,339                  | 272,810                    | 6.93%               |
| Sep          | 3,898,136                  | 4,300,407                  | 402,271                    | 10.32%              |
| Oct          | 4,227,688                  | 4,702,250                  | 474,562                    | 11.23%              |
| Nov          | 3,905,752                  | 4,582,950                  | 677,198                    | 17.34%              |
| Dec          | 4,097,277                  | 4,582,730                  | 485,453                    | 11.85%              |
| Jan          | 5,177,247                  |                            |                            |                     |
| Feb          | 3,763,011                  |                            |                            |                     |
| Mar          | 3,543,917                  |                            |                            |                     |
| Apr          | 4,276,623                  |                            |                            |                     |
| May          | 4,043,753                  |                            |                            |                     |
| Jun          | 4,167,620                  |                            |                            |                     |
| <b>TOTAL</b> | <u><u>\$49,729,329</u></u> | <u><u>\$27,084,879</u></u> | <u><u>\$ 2,327,721</u></u> | <u><u>9.40%</u></u> |



# Sales Tax Receipts - 1965 Tax



|       | 07/08         | 08/09         | 09/10         | 10/11         | 11/12         |
|-------|---------------|---------------|---------------|---------------|---------------|
| Jul   | \$ 4,780,625  | \$ 4,912,401  | \$ 4,319,142  | \$ 4,720,794  | \$ 4,735,105  |
| Aug   | 4,329,965     | 4,530,761     | 3,927,910     | 3,968,864     | 4,245,714     |
| Sep   | 4,445,256     | 4,437,656     | 3,885,880     | 3,923,252     | 4,334,349     |
| Oct   | 4,409,982     | 4,587,370     | 4,070,413     | 4,268,122     | 4,746,207     |
| Nov   | 4,494,927     | 4,579,200     | 3,679,016     | 3,937,804     | 4,608,131     |
| Dec   | 4,382,692     | 4,408,859     | 3,629,939     | 4,130,792     | 4,613,990     |
| Jan   | 5,342,359     | 4,032,573     | 4,742,129     | 5,216,165     |               |
| Feb   | 4,268,685     | 3,950,433     | 3,797,010     | 3,810,812     |               |
| Mar   | 3,917,319     | 4,462,078     | 3,570,241     | 3,952,117     |               |
| Apr   | 4,656,585     | 4,091,580     | 4,306,160     | 5,001,154     |               |
| May   | 4,553,962     | 4,139,719     | 4,095,491     | 4,755,585     |               |
| Jun   | 4,378,192     |               | 4,205,117     | 4,678,155     |               |
| Total | \$ 53,960,549 | \$ 53,603,179 | \$ 48,228,448 | \$ 52,363,616 | \$ 27,283,496 |

Lafayette Parish School System

**Statement of Revenue & Expenses, December 2011**  
**Lafayette Parish School System 1988 Tax**


|  | <u>1988 Tax</u>            |
|--|----------------------------|
| Sales Tax Revenues '88 Tax - Cash Received   | \$ 1,983,603               |
| Interest Income (pro-rata share, see page 4) | <u>1,060</u>               |
| Total Revenues                               | \$ 1,984,663               |
| Operating Expenses:                          |                            |
| Bank Charges                                 | \$ 2,449                   |
| Computer Services                            | 249                        |
| Equipment Leasing                            | 150                        |
| Group Insurance                              | 4,964                      |
| Dues & Publications                          | 755                        |
| Office Space, etc.                           | 3,067                      |
| Office Supplies, Expense                     | 375                        |
| Postage, Printing                            | 3,214                      |
| Annual Audit Fee                             | -                          |
| Retirement                                   | 12,838                     |
| Salaries                                     | 49,965                     |
| Telephone                                    | 83                         |
| Travel                                       | 876                        |
| Total Operating Expenses (see p. 4)          | <u>\$ 78,985</u>           |
| 88 Tax Pro-Rata Operating Expenses (11.31%)  | \$ (8,933)                 |
| Direct Expenses - '88 Tax:                   |                            |
| Tax Free Shopping                            | (22)                       |
| Legal Fees                                   | (1,249)                    |
| Contract Audit                               | <u>(5,209)</u>             |
| Total Shared and Direct Expenses - '88 Tax   | (15,413)                   |
| Net Revenues                                 | <u><u>\$ 1,969,250</u></u> |

Lafayette Parish School System

**Budget Variance Schedule  
1988 (1/2%) Sales Tax**

|              | A                          | B                          | (B - A)                  |                     |
|--------------|----------------------------|----------------------------|--------------------------|---------------------|
| 1988         | Budget                     | Actual                     | Budget                   | Variance            |
| SALES TAX    | 11/12                      | Distribution               | Variance                 | Percent             |
|              |                            | 11/12                      |                          |                     |
| Jul          | \$ 1,999,283               | \$ 2,118,653               | \$ 119,370               | 5.97%               |
| Aug          | 1,741,831                  | 1,792,223                  | 50,392                   | 2.89%               |
| Sep          | 1,720,247                  | 1,916,146                  | 195,899                  | 11.39%              |
| Oct          | 1,861,211                  | 1,990,664                  | 129,453                  | 6.96%               |
| Nov          | 1,726,218                  | 1,937,739                  | 211,521                  | 12.25%              |
| Dec          | 1,789,535                  | 1,969,250                  | 179,715                  | 10.04%              |
| Jan          | 2,314,448                  |                            |                          |                     |
| Feb          | 1,678,082                  |                            |                          |                     |
| Mar          | 1,563,732                  |                            |                          |                     |
| Apr          | 1,943,600                  |                            |                          |                     |
| May          | 1,806,518                  |                            |                          |                     |
| Jun          | 1,858,927                  |                            |                          |                     |
| <b>TOTAL</b> | <u><u>\$22,003,632</u></u> | <u><u>\$11,724,675</u></u> | <u><u>\$ 886,350</u></u> | <u><u>8.18%</u></u> |

# Sales Tax Receipts - 1988 Tax



|              | 07/08                | 08/09                | 09/10                | 10/11                | 11/12                |
|--------------|----------------------|----------------------|----------------------|----------------------|----------------------|
| Jul          | \$ 2,138,388         | \$ 2,180,186         | \$ 1,868,502         | \$ 2,013,375         | \$ 2,132,744         |
| Aug          | 1,923,434            | 1,991,726            | 1,676,602            | 1,755,952            | 1,807,905            |
| Sep          | 1,950,530            | 1,942,168            | 1,663,043            | 1,731,706            | 1,932,046            |
| Oct          | 1,948,332            | 2,017,413            | 1,749,943            | 1,880,225            | 2,011,008            |
| Nov          | 1,969,706            | 2,017,888            | 1,623,434            | 1,741,141            | 1,948,853            |
| Dec          | 1,939,640            | 1,934,934            | 1,652,413            | 1,805,132            | 1,983,603            |
| Jan          | 2,422,550            | 2,430,373            | 2,144,966            | 2,332,923            |                      |
| Feb          | 1,869,889            | 1,730,015            | 1,694,237            | 1,682,453            |                      |
| Mar          | 1,702,015            | 1,706,492            | 1,575,967            | 1,749,073            |                      |
| Apr          | 2,039,241            | 1,936,941            | 1,957,735            | 2,223,618            |                      |
| May          | 2,001,765            | 1,749,180            | 1,829,698            | 2,010,468            |                      |
| Jun          | 1,923,561            | 1,787,472            | 1,876,463            | 1,943,960            |                      |
| <b>Total</b> | <b>\$ 23,829,051</b> | <b>\$ 23,424,788</b> | <b>\$ 21,313,003</b> | <b>\$ 22,870,026</b> | <b>\$ 11,816,159</b> |

Lafayette Parish School System

**Statement of Revenue & Expenses, December 2011**  
**Lafayette Parish School System 2002 Tax**

|  | <u>2002 Tax</u>     |
|--|---------------------|
| Sales Tax Revenues '02 Tax - Cash Received   | \$ 1,983,603        |
| Interest Income (pro-rata share, see page 4) | <u>1,060</u>        |
| Total Revenues                               | \$ 1,984,663        |
| Operating Expenses:                          |                     |
| Bank Charges                                 | \$ 2,449            |
| Computer Services                            | 249                 |
| Equipment Leasing                            | 150                 |
| Group Insurance                              | 4,964               |
| Dues & Publications                          | 755                 |
| Office Space, etc.                           | 3,067               |
| Office Supplies, Expense                     | 375                 |
| Postage, Printing                            | 3,214               |
| Annual Audit Fee                             | -                   |
| Retirement                                   | 12,838              |
| Salaries                                     | 49,965              |
| Telephone                                    | 83                  |
| Travel                                       | 876                 |
| Total Operating Expenses (see p. 4)          | <u>\$ 78,985</u>    |
| 02 Tax Pro-Rata Operating Expenses (11.31%)  | \$ (8,933)          |
| Direct Expenses - '02 Tax:                   |                     |
| Tax Free Shopping                            | (22)                |
| Legal Fees                                   | (1,249)             |
| Contract Audit                               | <u>(5,209)</u>      |
| Total Shared and Direct Expenses - '02 Tax   | (15,413)            |
| Net Revenues                                 | <u>\$ 1,969,250</u> |


Lafayette Parish School System

**Budget Variance Schedule  
2002 (1/2%) Sales Tax**

|              | A                          | B                          | (B - A)               |                     |
|--------------|----------------------------|----------------------------|-----------------------|---------------------|
| 2002         | Budget                     | Actual                     | Budget                | Variance            |
| SALES TAX    | 11/12                      | Distribution<br>11/12      | Variance              | Percent             |
| Jul          | \$ 1,999,103               | \$ 2,118,653               | \$ 119,550            | 5.98%               |
| Aug          | 1,741,688                  | 1,792,223                  | 50,535                | 2.90%               |
| Sep          | 1,720,075                  | 1,916,146                  | 196,071               | 11.40%              |
| Oct          | 1,861,097                  | 1,990,664                  | 129,567               | 6.96%               |
| Nov          | 1,726,104                  | 1,937,739                  | 211,635               | 12.26%              |
| Dec          | 1,789,399                  | 1,969,250                  | 179,851               | 10.05%              |
| Jan          | 2,314,276                  |                            |                       |                     |
| Feb          | 1,571,172                  |                            |                       |                     |
| Mar          | 1,563,732                  |                            |                       |                     |
| Apr          | 1,943,600                  |                            |                       |                     |
| May          | 1,806,432                  |                            |                       |                     |
| Jun          | 1,858,927                  |                            |                       |                     |
| <b>TOTAL</b> | <u><u>\$21,895,605</u></u> | <u><u>\$11,724,675</u></u> | <u><u>887,209</u></u> | <u><u>8.19%</u></u> |

# Sales Tax Receipts - 2002 Tax

\$3,000,000  
 \$2,500,000  
 \$2,000,000  
 \$1,500,000  
 \$1,000,000  
 \$500,000  
 \$-



07/08  
 08/09  
 09/10  
 10/11  
 11/12

|              | 07/08                | 08/09                | 09/10                | 10/11                | 11/12                |
|--------------|----------------------|----------------------|----------------------|----------------------|----------------------|
| Jul          | \$ 2,137,826         | \$ 2,180,105         | \$ 1,868,317         | \$ 1,999,103         | \$ 2,132,744         |
| Aug          | 1,860,468            | 1,991,403            | 1,676,526            | 1,755,809            | 1,807,905            |
| Sep          | 1,967,404            | 1,942,026            | 1,662,734            | 1,731,534            | 1,932,046            |
| Oct          | 1,948,331            | 2,017,207            | 1,749,978            | 1,880,110            | 2,011,008            |
| Nov          | 1,968,712            | 2,015,065            | 1,623,412            | 1,741,027            | 1,948,853            |
| Dec          | 1,926,826            | 1,934,754            | 1,652,336            | 1,804,989            | 1,983,603            |
| Jan          | 2,421,547            | 2,430,227            | 2,144,919            | 2,332,752            |                      |
| Feb          | 1,868,877            | 1,729,851            | 1,586,876            | 1,682,282            |                      |
| Mar          | 1,701,806            | 1,706,380            | 1,575,967            | 1,748,901            |                      |
| Apr          | 2,038,816            | 1,936,461            | 1,957,735            | 2,217,626            |                      |
| May          | 1,999,475            | 1,749,034            | 1,829,612            | 2,010,468            |                      |
| Jun          | 1,923,517            | 1,760,918            | 1,876,463            | 1,943,960            |                      |
| <b>Total</b> | <b>\$ 23,763,605</b> | <b>\$ 23,393,431</b> | <b>\$ 21,204,875</b> | <b>\$ 22,848,561</b> | <b>\$ 11,816,159</b> |