

Sales Tax Collection Report
For The Month Ending 6/30/11
May 2011 Sales

Report Prepared By The Sales Tax Department

Lafayette Parish School System

**Sales Tax Report
Table of Contents**

Page 3 Sales Tax Recap of Gross Receipts Collected During June 2011 for all Jurisdictions

Page 4 Schedule of Pro-Rata Expenses & Interest Income, June 2011
Schedule of Increase/Decrease in Cash Received, June 2011

Page 5 Revenue Distribution Recap

Page 6 Budget Variance Schedule Recap, June 2011

School Board 1965 Sales Tax (1%):

Page 7 Statement of Revenue and Expenses, June 2011 - Distribution of Revenues

Page 8 General Fund Revenues Compared to Budget

Page 9 Graph of Gross Receipts (Fiscal Years 06/07 thru 10/11)

School Board 1988 Sales Tax (1/2%):

Page 10 Statement of Revenue and Expenses, June 2011

Page 11 General Fund Revenues Compared to Budget

Page 12 Graph of Gross Receipts (Fiscal Years 06/07 thru 10/11)

School Board 2002 Sales Tax (1/2%):

Page 13 Statement of Revenue and Expenses, June 2011

Page 14 General Fund Revenues Compared to Budget

Page 15 Graph of Gross Receipts (Fiscal Years 06/07 thru 10/11)

Statements for FY 2010 - 2011

Page 16 Statement of Revenue and Expenses, 1965 Tax - Distribution of Revenues

Page 17 Statement of Revenue and Expenses, 1988 Tax

Page 18 Statement of Revenue and Expenses, 2002 Tax

Lafayette Parish School System

Sales Tax Recap For The Month Ending June 30, 2011

Note: This schedule represents taxes collected in June 2011 on May 2011 sales.

Tax	Tax Rate	Taxable Sales	Current Sales Tax	Food & Drug		Vendors Comp.	Penalty & Interest	Audits	Total	
				Exempt Tax	Tax				Cash Received	Pro-Rata Percent
Sch Board '65	1 %	\$ 450,041,372	\$ 4,500,414	\$ -	\$ 0	\$ 68,263	\$ 109,478	\$ 4,678,155	26.98%	
Sch Board '88	1/2 %	371,051,010	1,855,255	268,891	0	34,131	54,574	1,943,960	11.22%	
Sch.Board '02	1/2 %	371,051,010	1,855,255	268,891	0	34,131	54,574	1,943,960	11.22%	
Parish Gov.	1 %	40,108,655	401,087		8,022	32,544	54,117	487,748	2.81%	
Sheriff, Laf Parish	1 %	40,108,655	401,087		8,022	32,544	54,117	487,748	2.81%	
Lafayette '61	1 %	301,768,932	3,017,689		60,354	19,735	35,403	3,072,827	17.73%	
Lafayette '85	1 %	256,953,815	2,569,538	448,151	51,391	14,072	35,403	2,619,013	15.11%	
Lafayette TIF Zones	1 %	6,665,154	66,652		-	2,100	6,036	74,788	0.43%	
Broussard	2%	42,910,919	858,218		8,582	1,638	5,545	865,401	5.00%	
Carencro	2%	8,977,648	179,553		3,591	2,336	12,191	194,080	1.12%	
Carencro TIF Zone	1%	3,324,074	33,241			36	-	33,277	0.19%	
Duson	2%	3,953,294	39,533		791	116	-	39,649	0.23%	
Scott	2 %	12,269,912	245,398		4,908	5,612	21,188	272,198	1.57%	
Scott TIF Zones	1 %	2,632,910	26,329		527	-	-	26,329	0.15%	
Youngsville	2 1/2 %	13,868,878	346,722		0	369	-	347,091	2.00%	
Total Sales Tax			16,395,970	985,933	146,186	247,628	442,626	17,086,224		
Hotel/Motel Tax	4%	6,178,628	247,145			-	-	247,145	1.43%	
TOTAL			\$ 16,643,115	\$ 985,933	\$ 146,186	\$ 247,628	\$ 442,626	\$ 17,333,369	100.00%	

Lafayette Parish School System

Schedule of Pro-Rata Expenses & Interest Income, June 2011

Tax:	Pro-Rata Percent	Pro-Rata Share of Expense	Pro-Rata Share of Interest Inc.
Sch.Bd. '65	26.98%	\$ 22,944	\$ 2,627
Sch.Bd. '88	11.22%	9,542	1,092
Sch.Bd. '02	11.22%	9,542	1,092
Parish	2.81%	2,390	274
Sheriff, Laf Parish	2.81%	2,390	274
Laf '61	17.73%	15,078	1,726
Laf '85	15.11%	12,850	1,471
Laf EDD - 101	0.12%	102	12
Laf EDD - 103	0.31%	264	30
Broussard	5.00%	4,252	487
Carencro	1.12%	951	109
Carencro I-49 EDD	0.19%	161	19
Duson	0.23%	196	22
Scott	1.57%	1,335	153
Scott EDD - AP	0.15%	128	15
Youngsville	2.00%	1,701	195
Hotel/Motel	1.43%	1,216	139
Total	100.00%	\$ 85,042 (Note 1)	\$ 9,737

Note 1: The detail of these expenses by cost category is listed on pages 7, 11, and 14.

Note 2: The cost of operation (operating expenses divided by cash received) is 0.5%.

Schedule of Increase/Decrease in Cash Received, June 2011

Tax:	June 2011 Cash Received Compared to June 2010		YTD Cash Received Compared to Prior YTD	
Sch.Bd. '65	\$ 473,037	11.3%	\$ 4,135,168	8.6%
Sch.Bd. '88	67,497	3.6%	1,557,023	7.3%
Sch.Bd. '02	67,497	3.6%	1,657,780	7.8%
Parish	67,533	16.1%	75,506	1.5%
Sheriff, Laf Parish	67,533	16.1%	346,142	7.1%
Laf '61	(713)	0.0%	1,932,889	5.4%
Laf '85	(19,572)	-0.7%	1,465,854	4.8%
Laf EDD - 101	(5,044)	-19.4%	(12,752)	-7.2%
Laf EDD - 103	15,431	40.1%	158,443	28.5%
Broussard	23,408	2.8%	1,870,602	22.5%
Carencro	12,536	6.9%	180,959	8.7%
Carencro I-49 EDD	(2,208)	-6.2%	157,293	54.7%
Duson	(3,258)	-7.6%	20,459	4.4%
Scott	26,834	10.9%	486,871	18.0%
Scott EDD - AP	1,761	7.2%	31,087	13.4%
Youngsville	99,145	40.0%	634,089	26.2%
Hotel/Motel	34,385	16.2%	277,348	12.0%
Total	\$ 925,802	5.6%	\$ 14,974,761	8.0%

**L.P.S.B. - SALES TAX DIVISION
REVENUE DISTRIBUTION RECAP - June 30, 2011**

Tax	Pro-Rate Expenses	Pro-Rate Interest	Legal	Audit	Tax Free Shopping	Gross Revenues	Net Revenues Distributed
LPSB '65	\$ 22,944.39	\$ 2,627.00	\$ 834.94	\$ 14,199.57	\$ 185.92	\$ 4,678,154.54	\$ 4,642,616.72
LPSB '88	9,541.73	1,092.47	417.47	7,099.81	92.97	1,943,960.46	1,927,900.95
LPSB '02	9,541.73	1,092.47	417.47	7,099.81	92.97	1,943,960.46	1,927,900.95
Parish	2,389.68	273.61		1,817.91		487,747.55	488,021.16
Sheriff	2,389.68	273.61		1,817.91		487,747.55	483,813.57
Lafayette '61	15,077.97	1,726.34	834.94	12,381.68	185.94	3,072,827.46	3,074,553.80
Lafayette '85	12,849.87	1,471.24	834.94	12,381.68	185.94	2,619,012.87	2,620,484.11
LAF EDD - 101	102.05	11.68				20,908.61	20,920.29
LAF EDD - 103	263.63	30.18				53,878.93	53,909.11
Broussard	2,126.05	243.42				432,700.69	430,818.06
Broussard '92	2,126.05	243.42				432,700.69	430,818.06
Carencro	476.24	54.53				97,039.98	96,618.27
Carencro '93	476.24	54.53				97,039.98	96,618.27
Carencro I-49 EDD	161.58	18.50				33,276.74	33,133.66
Duson	195.60	22.39				39,648.94	39,475.73
Scott	1,335.16	152.87				272,198.24	271,015.95
Youngsville	1,700.84	194.74				347,090.94	345,584.84
Hotel / Motel	1,216.10	139.24				247,145.10	246,068.24
Totals	\$ 85,042.15	\$ 9,736.85	\$ 3,339.76	\$ 56,798.37	\$ 743.74	\$ 17,333,368.83	\$ 17,256,487.89

Expenses Due from City of Lafayette	55,098.64
Expenses Due from Parish Government	4,207.59
Net Revenues Distributed	\$ 17,197,181.66
L.P.S.B. '65 - REVENUE DISTRIBUTION:	
General Fund	\$ 2,975,782.64
Bond Sinking Fund	623,659.38
Capital Improvement Fund	523,157.35
Minor Repair & Improvement Fund	520,017.35
	\$ 4,642,616.72

Lafayette Parish School System

Budget Variance Recap

Actual Distributions Compared to Budget

FY 2010 - 2011

Fund	A Budget Revision #1 FY 10/11	B Actual Distributions	(B - A) Budget Variance
General Fund - 1965 Tax	\$ 32,081,833	\$ 33,232,967	\$ 1,151,134
Bond Sinking Fund	7,475,186	7,475,186	-
Capital Improvement Fund	4,313,261	5,656,251	1,342,990
Minor Repair & Improvement Fund	4,275,570	5,618,560	1,342,990
Total 1965 Tax	\$ 48,145,849	\$ 51,982,966	\$ 3,837,117
1988 Tax (Dedicated)	21,180,709	22,694,237	1,513,528
Grand Total	\$ 69,326,558	\$ 74,677,203	\$ 5,350,645
2002 Tax (Dedicated)	\$ 21,203,819	\$ 22,695,532	\$ 1,491,713

Notes: (1) Columns A & B above represent twelve months.

Lafayette Parish School System

Statement of Revenue & Expenses, June 2011
Lafayette Parish School System 1965 Tax

	1965 Tax
Sales Tax Revenues '65 Tax - Cash Received	\$ 4,678,155
Interest Income (pro-rata share, see page 4)	<u>2,627</u>
Total Revenues	\$ 4,680,782

Operating Expenses:	
Bank Charges	\$ 2,363
Computer Services	6,129
Equipment Leasing	150
Group Insurance	5,744
Dues & Publications	225
Office Space, etc.	4,047
Office Supplies, Expense	426
Postage, Printing	3,424
Annual Audit Fee	-
Retirement	10,907
Salaries	49,693
Telephone	332
Travel	<u>1,602</u>
Total Operating Expenses (see p. 4)	<u>\$ 85,042</u>

65 Tax Pro-Rata Operating Expenses (26.98%)	\$ (22,944)
Direct Expenses - '65 Tax:	
Tax Free Shopping	(186)
Legal Fees	(835)
Contract Audit	<u>(14,200)</u>
Total Shared and Direct Expenses - '65 Tax	<u>(38,165)</u>
Net Revenues	<u>\$ 4,642,617</u>

Distribution of Revenues:	
General Fund	\$ 2,975,783
Bond Sinking Fund	623,659
Capital Projects Funds	<u>1,043,175</u>
Total Distributions	<u>\$ 4,642,617</u>

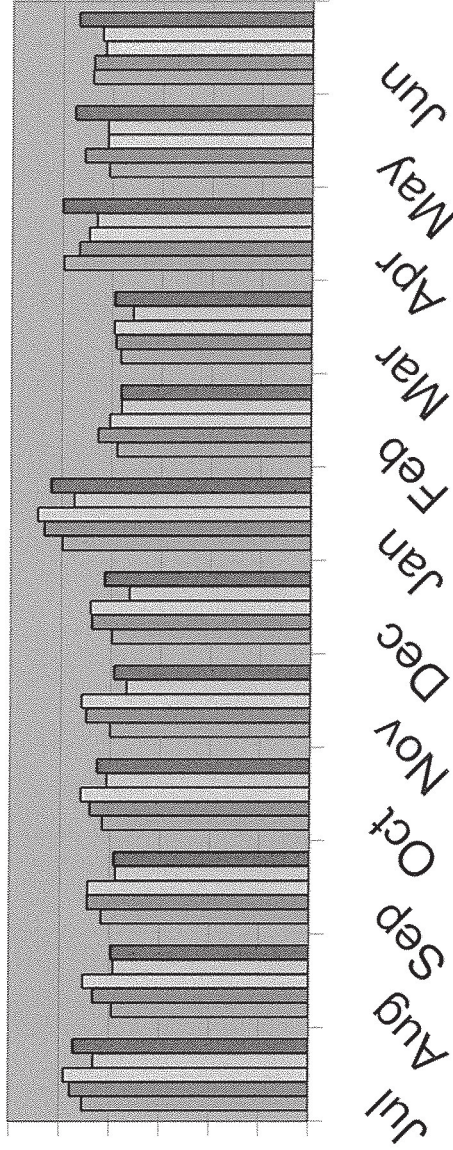
Lafayette Parish School System

**Budget Variance Schedule
1965 (1%) Sales Tax**

1965	A Original Budget 10/11	B Budget Revision #1 10/11	C Actual Distribution 10/11	(C - B) Budget Variance	Variance Percent
SALES TAX					
Jul	\$ 3,867,917	\$ 4,689,776	\$ 4,689,776	\$ -	0.00%
Aug	3,492,991	3,938,529	3,938,529	-	0.00%
Sep	3,474,884	3,898,136	3,898,136	-	0.00%
Oct	3,630,281	4,227,688	4,227,688	-	0.00%
Nov	3,278,955	3,905,752	3,905,752	-	0.00%
Dec	3,260,668	4,097,277	4,097,277	-	0.00%
Jan	4,246,174	5,177,247	5,177,247	-	0.00%
Feb	3,387,389	3,777,903	3,777,903	-	0.00%
Mar	3,190,588	3,190,598	3,921,081	730,483	22.89%
Apr	3,850,244	3,850,244	4,971,607	1,121,363	29.12%
May	3,640,591	3,640,591	4,735,353	1,094,762	30.07%
Jun	3,752,108	3,752,108	4,642,617	890,509	23.73%
TOTAL	<u>\$43,072,790</u>	<u>\$48,145,849</u>	<u>\$51,982,966</u>	<u>\$ 3,837,117</u>	<u>8.67%</u>

Sales Tax Receipts - 1965 Tax

\$6,000,000
 \$5,000,000
 \$4,000,000
 \$3,000,000
 \$2,000,000
 \$1,000,000
 \$-



06/07
 07/08
 08/09
 09/10
 10/11

	06/07	07/08	08/09	09/10	10/11
Jul	\$ 4,535,997	\$ 4,780,625	\$ 4,912,401	\$ 4,319,142	\$ 4,720,794
Aug	3,949,456	4,329,965	4,530,761	3,927,910	3,968,864
Sep	4,169,952	4,445,256	4,437,656	3,885,880	3,923,252
Oct	4,153,618	4,409,982	4,587,370	4,070,413	4,268,122
Nov	4,007,908	4,494,927	4,579,200	3,679,016	3,937,804
Dec	3,985,926	4,382,692	4,408,859	3,629,939	4,130,792
Jan	4,980,156	5,342,359	5,470,549	4,742,129	5,216,165
Feb	3,886,506	4,268,685	4,032,573	3,797,010	3,810,812
Mar	3,818,397	3,917,319	3,950,433	3,570,241	3,952,117
Apr	4,972,769	4,656,585	4,462,078	4,306,160	5,001,154
May	4,066,617	4,553,962	4,091,580	4,095,491	4,755,585
Jun	4,392,857	4,378,192	4,139,719	4,205,117	4,678,155
Total	\$ 50,920,159	\$ 53,960,549	\$ 53,603,179	\$ 48,228,448	\$ 52,363,616

Lafayette Parish School System

Statement of Revenue & Expenses, June 2011
Lafayette Parish School System 1988 Tax

	<u>1988 Tax</u>
Sales Tax Revenues '88 Tax - Cash Received	\$ 1,943,960
Interest Income (pro-rata share, see page 4)	<u>1,092</u>
Total Revenues	\$ 1,945,052
Operating Expenses:	
Bank Charges	\$ 2,363
Computer Services	6,129
Equipment Leasing	150
Group Insurance	5,744
Dues & Publications	225
Office Space, etc.	4,047
Office Supplies, Expense	426
Postage, Printing	3,424
Annual Audit Fee	-
Retirement	10,907
Salaries	49,693
Telephone	332
Travel	1,602
Total Operating Expenses (see p. 4)	<u>\$ 85,042</u>
88 Tax Pro-Rata Operating Expenses (11.22%)	\$ (9,541)
Direct Expenses - '88 Tax:	
Tax Free Shopping	(93)
Legal Fees	(417)
Contract Audit	<u>(7,100)</u>
Total Shared and Direct Expenses - '88 Tax	(17,151)
Net Revenues	<u>\$ 1,927,901</u>

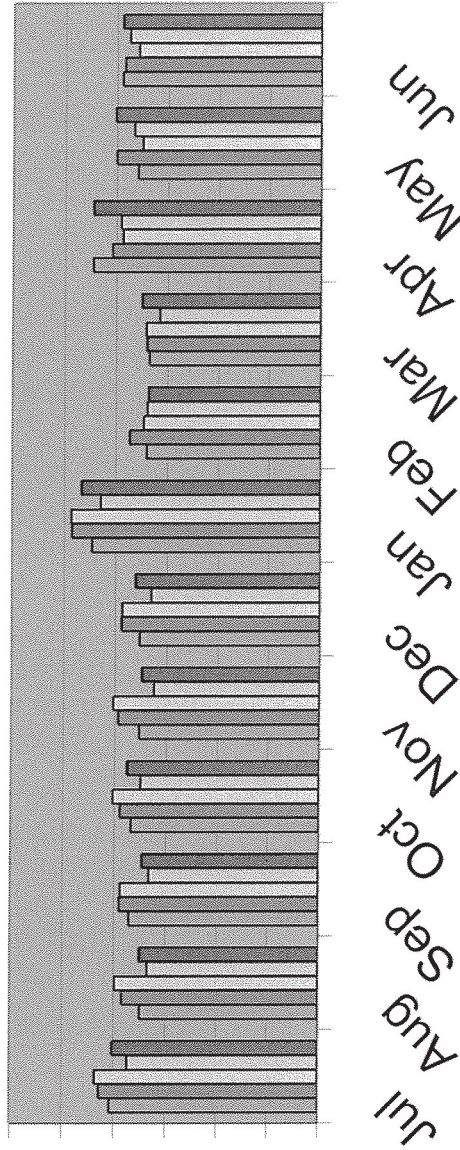
Lafayette Parish School System

**Budget Variance Schedule
1988 (1/2%) Sales Tax**

1988	A	B	C	(C - B)	
SALES TAX	Original Budget 10/11	Budget Revision #1 10/11	Actual Distribution 10/11	Budget Variance	Variance Percent
Jul	\$ 1,646,641	\$ 1,999,283	\$ 1,999,283	\$ -	0.00%
Aug	1,466,679	1,741,831	1,741,831	-	0.00%
Sep	1,464,340	1,720,247	1,720,247	-	0.00%
Oct	1,536,140	1,861,211	1,861,211	-	0.00%
Nov	1,424,291	1,726,218	1,726,218	-	0.00%
Dec	1,462,296	1,789,535	1,789,535	-	0.00%
Jan	1,891,397	2,314,448	2,314,448	-	0.00%
Feb	1,488,123	1,667,118	1,667,118	-	0.00%
Mar	1,386,718	1,386,718	1,734,747	348,029	25.10%
Apr	1,723,584	1,723,584	2,209,868	486,284	28.21%
May	1,602,020	1,602,020	2,001,830	399,810	24.96%
Jun	1,648,496	1,648,496	1,927,901	279,405	16.95%
TOTAL	<u>\$18,740,725</u>	<u>\$21,180,709</u>	<u>\$22,694,237</u>	<u>\$ 1,513,528</u>	<u>7.78%</u>

Sales Tax Receipts - 1988 Tax

\$3,000,000
 \$2,500,000
 \$2,000,000
 \$1,500,000
 \$1,000,000
 \$500,000
 \$-



06/07
 07/08
 08/09
 09/10
 10/11

	06/07	07/08	08/09	09/10	10/11
Jul	\$ 2,038,848	\$ 2,138,388	\$ 2,180,186	\$ 1,868,502	\$ 2,013,375
Aug	1,747,630	1,923,434	1,991,726	1,676,602	1,755,952
Sep	1,854,598	1,950,530	1,942,168	1,663,043	1,731,706
Oct	1,840,090	1,948,332	2,017,413	1,749,943	1,880,225
Nov	1,763,674	1,969,706	2,017,888	1,623,434	1,741,141
Dec	1,765,437	1,939,640	1,934,934	1,652,413	1,805,132
Jan	2,229,177	2,422,550	2,430,373	2,144,966	2,332,923
Feb	1,702,579	1,869,889	1,730,015	1,694,237	1,682,453
Mar	1,676,124	1,702,015	1,706,492	1,575,967	1,749,073
Apr	2,223,607	2,039,241	1,936,941	1,957,735	2,223,618
May	1,791,513	2,001,765	1,749,180	1,829,698	2,010,468
Jun	1,945,501	1,923,561	1,787,472	1,876,463	1,943,960
Total	\$ 22,578,778	\$ 23,829,051	\$ 23,424,788	\$ 21,313,003	\$ 22,870,026

Lafayette Parish School System

Statement of Revenue & Expenses, June 2011
Lafayette Parish School System 2002 Tax

	<u>2002 Tax</u>
Sales Tax Revenues '02 Tax - Cash Received	\$ 1,943,960
Interest Income (pro-rata share, see page 4)	<u>1,092</u>
Total Revenues	\$ 1,945,052
Operating Expenses:	
Bank Charges	\$ 2,363
Computer Services	6,129
Equipment Leasing	150
Group Insurance	5,744
Dues & Publications	225
Office Space, etc.	4,047
Office Supplies, Expense	426
Postage, Printing	3,424
Annual Audit Fee	-
Retirement	10,907
Salaries	49,693
Telephone	332
Travel	<u>1,602</u>
Total Operating Expenses (see p. 4)	<u>\$ 85,042</u>
02 Tax Pro-Rata Operating Expenses (11.22%)	\$ (9,541)
Direct Expenses - '02 Tax:	
Tax Free Shopping	(93)
Legal Fees	(417)
Contract Audit	<u>(7,100)</u>
Total Shared and Direct Expenses - '02 Tax	(17,151)
Net Revenues	<u>\$ 1,927,901</u>

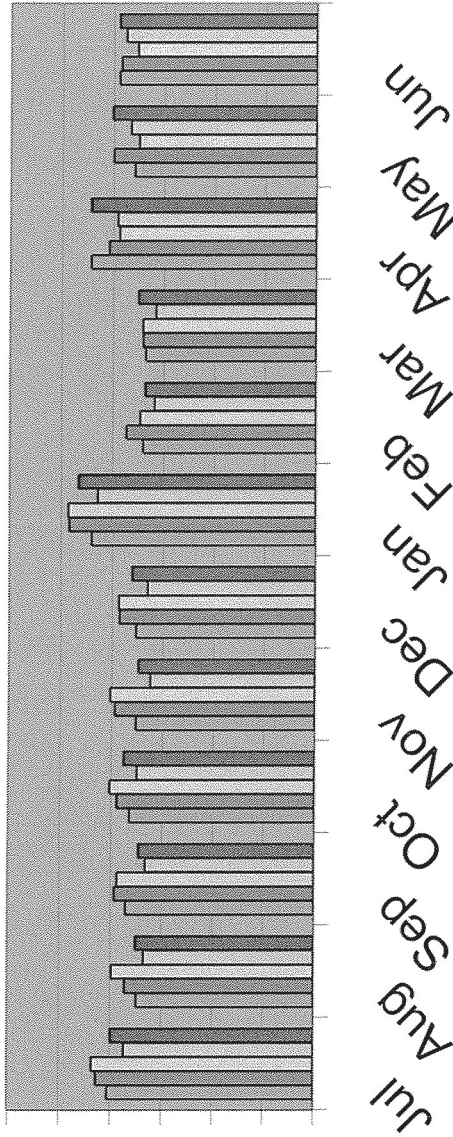
Lafayette Parish School System

**Budget Variance Schedule
2002 (1/2%) Sales Tax**

	A	B	C	(C - B)	
2002	Original	Budget	Actual	Budget	Variance
SALES TAX	Budget	Revision #1	Distribution	Variance	Percent
	10/11	10/11	10/11		
Jul	\$ 1,653,530	\$ 1,999,103	\$ 1,999,103	\$ -	0.00%
Aug	1,472,234	1,741,688	1,741,688	-	0.00%
Sep	1,469,679	1,720,075	1,720,075	-	0.00%
Oct	1,542,061	1,861,097	1,861,097	-	0.00%
Nov	1,429,733	1,726,104	1,726,104	-	0.00%
Dec	1,467,834	1,789,399	1,789,399	-	0.00%
Jan	1,898,608	2,314,276	2,314,276	-	0.00%
Feb	1,398,657	1,666,947	1,666,947	-	0.00%
Mar	1,392,034	1,392,034	1,734,576	342,542	24.61%
Apr	1,730,193	1,730,193	2,203,898	473,705	27.38%
May	1,608,086	1,608,086	2,010,468	402,382	25.02%
Jun	1,654,817	1,654,817	1,927,901	273,084	16.50%
TOTAL	<u>\$18,717,466</u>	<u>\$21,203,819</u>	<u>\$22,695,532</u>	<u>1,491,713</u>	<u>7.04%</u>

Sales Tax Receipts - 2002 Tax

\$3,000,000
 \$2,500,000
 \$2,000,000
 \$1,500,000
 \$1,000,000
 \$500,000
 \$-



■ 06/07
 ■ 07/08
 ■ 08/09
 ■ 09/10
 ■ 10/11

	06/07	07/08	08/09	09/10	10/11
Jul	\$ 2,030,742	\$ 2,137,826	\$ 2,180,105	\$ 1,868,317	\$ 1,999,103
Aug	1,747,498	1,860,468	1,991,403	1,676,526	1,755,809
Sep	1,854,318	1,967,404	1,942,026	1,662,734	1,731,534
Oct	1,822,636	1,948,331	2,017,207	1,749,978	1,880,110
Nov	1,762,672	1,968,712	2,015,065	1,623,412	1,741,027
Dec	1,766,734	1,926,826	1,934,754	1,652,336	1,804,989
Jan	2,202,361	2,421,547	2,430,227	2,144,919	2,332,752
Feb	1,702,173	1,868,877	1,729,851	1,586,876	1,682,282
Mar	1,675,432	1,701,806	1,706,380	1,575,967	1,748,901
Apr	2,214,772	2,038,816	1,936,461	1,957,735	2,217,626
May	1,791,239	1,999,475	1,749,034	1,829,612	2,010,468
Jun	1,944,307	1,923,517	1,760,918	1,876,463	1,943,960
Total	\$ 22,514,884	\$ 23,763,605	\$ 23,393,431	\$ 21,204,875	\$ 22,848,561

Lafayette Parish School System

Statement of Revenue & Expenses, FY 2010 - 2011
Lafayette Parish School System 1965 Tax

	<u>1965 Tax</u>
Sales Tax Revenues '65 Tax - Cash Received	\$ 52,363,617
Interest Income	<u>27,347</u>
Total Revenues	<u>52,390,964</u>
Operating Expenses:	
Computer Services	\$ 24,350
Bank Charges	29,691
Group Insurance	64,866
Capital Outlays	907
Office Space, etc.	52,555
Office Supplies, Expense	9,554
Postage, Printing	46,683
Annual Audit Fee, Other	22,198
Retirement	126,118
Salaries	596,316
Telephone	4,011
Travel	<u>18,222</u>
Total Operating Expenses	<u>\$ 995,471</u>
65 Tax Pro-Rata Operating Expenses (25.93%)	\$ (258,104)
Direct Expenses - '65 Tax:	
Tax Free Shopping	(2,073)
Legal Fees	(10,475)
Contract Audit	<u>(137,348)</u>
Total Shared and Direct Expenses - '65 Tax	<u>(408,000)</u>
Net Revenues	<u>\$ 51,982,964</u>
Distribution of Revenues:	
General Fund	\$ 33,232,967
Bond Sinking Fund	7,475,186
Self Funded Construction Fund	5,656,251
Capital Improvement Fund	<u>5,618,560</u>
Total Disbursements	<u>\$ 51,982,964</u>

Lafayette Parish School System

Statement of Revenue & Expenses, FY 2010 - 2011
Lafayette Parish School System 1988 Tax

	<u>1988 Tax</u>
Sales Tax Revenues '88 Tax - Cash Received	\$ 22,870,026
Interest Income	11,936
Total Revenues	<u>22,881,962</u>
Operating Expenses:	
Computer Services	\$ 24,350
Bank Charges	29,691
Group Insurance	64,866
Capital Outlays	907
Office Space, etc.	52,555
Office Supplies, Expense	9,554
Postage, Printing	46,683
Annual Audit Fee, Other	22,198
Retirement	126,118
Salaries	596,316
Telephone	4,011
Travel	18,222
Total Operating Expenses	<u>\$ 995,471</u>
88 Tax Pro-Rata Operating Expenses (11.33%)	\$ (112,777)
Direct Expenses - '88 Tax:	
Tax Free Shopping	(1,037)
Legal Fees	(5,237)
Contract Audit	(68,674)
Total Shared and Direct Expenses - '88 Tax	<u>(187,725)</u>
Net Revenues	<u>\$ 22,694,237</u>

Lafayette Parish School System

Statement of Revenue & Expenses, FY 2010 - 2011
Lafayette Parish School System 2002 Tax

	<u>2002 Tax</u>
Sales Tax Revenues '02 Tax - Cash Received	\$ 22,862,655
Interest Income	11,932
Total Revenues	<u>22,874,587</u>
Operating Expenses:	
Computer Services	\$ 24,350
Bank Charges	29,691
Group Insurance	64,866
Capital Outlays	907
Office Space, etc.	52,555
Office Supplies, Expense	9,554
Postage, Printing	46,683
Annual Audit Fee, Other	22,198
Retirement	126,118
Salaries	596,316
Telephone	4,011
Travel	18,222
Total Operating Expenses	<u>\$ 995,471</u>
02 Tax Pro-Rata Operating Expenses (11.33%)	\$ (112,745)
Direct Expenses - '02 Tax:	
Tax Free Shopping	(1,037)
Legal Fees	(5,237)
Contract Audit	(68,674)
Total Shared and Direct Expenses - '02 Tax	<u>(187,693)</u>
Net Revenues	<u>\$ 22,686,894</u>